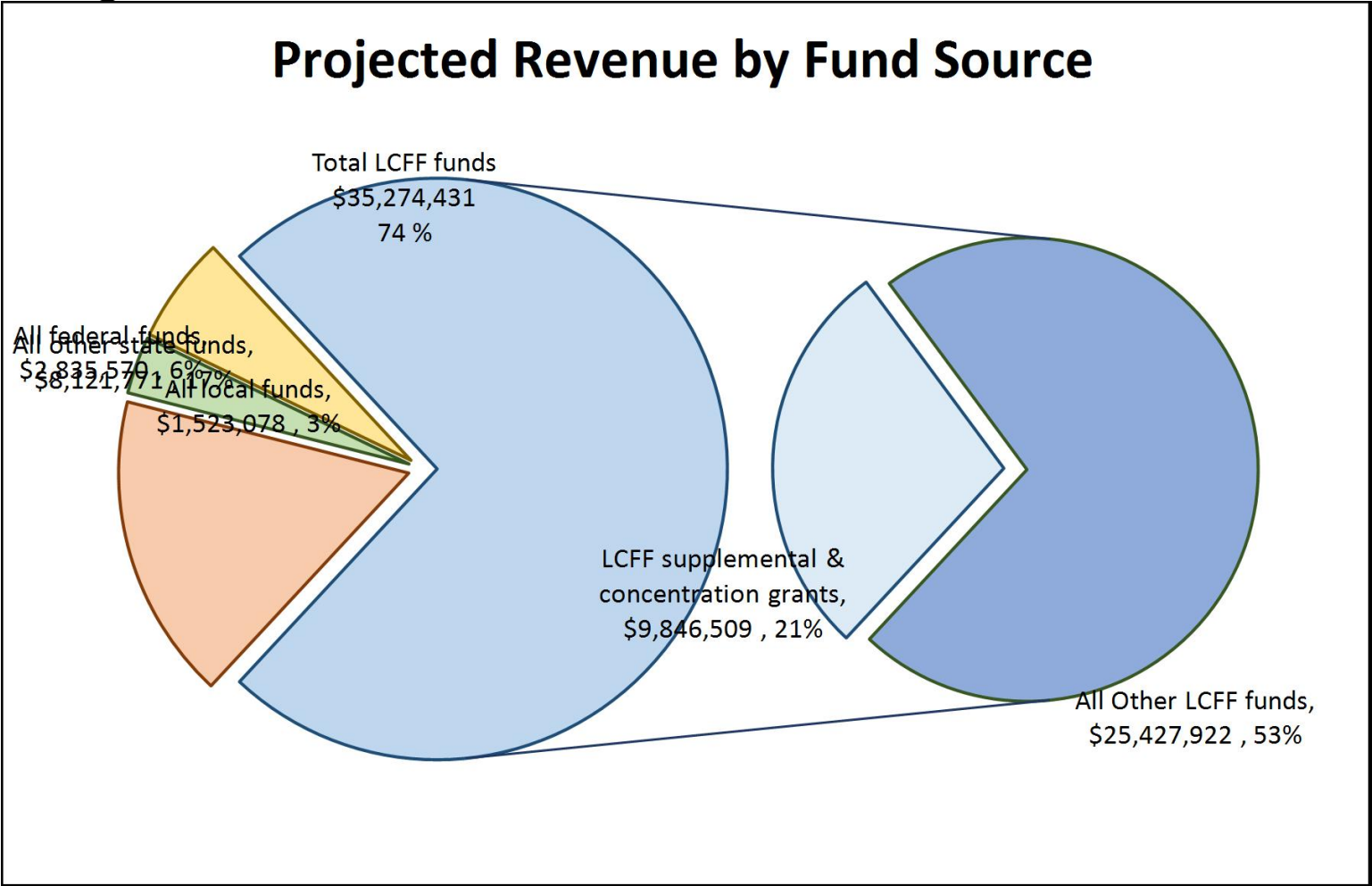


# LCFF Budget Overview for Parents

Local Educational Agency (LEA) Name: Dos Palos Oro Loma Joint Unified School District  
CDS Code: 24753170000000  
School Year: 2025-26  
LEA contact information:  
Dr. Andrew Schwab  
Superintendent  
aschwab@dpol.net  
(209) 392-0200

School districts receive funding from different sources: state funds under the Local Control Funding Formula (LCFF), other state funds, local funds, and federal funds. LCFF funds include a base level of funding for all LEAs and extra funding - called "supplemental and concentration" grants - to LEAs based on the enrollment of high needs students (foster youth, English learners, and low-income students).

## Budget Overview for the 2025-26 School Year

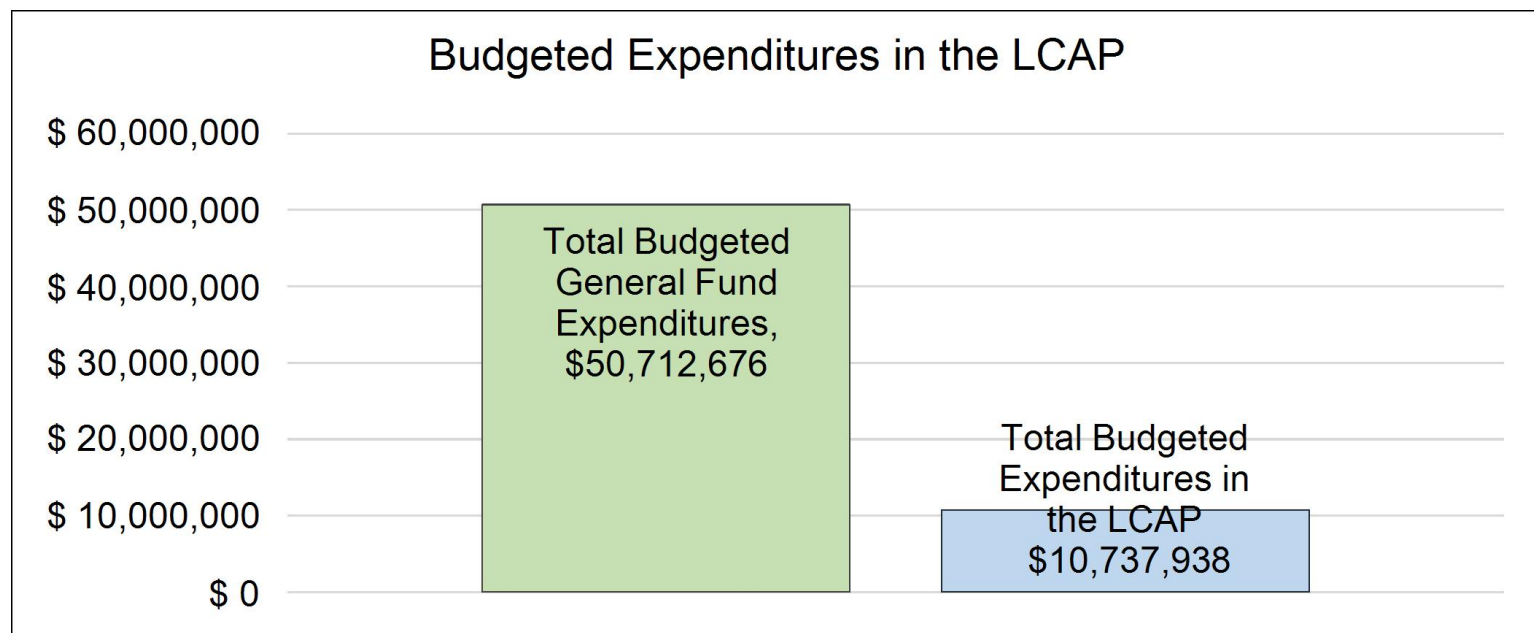


This chart shows the total general purpose revenue Dos Palos Oro Loma Joint Unified School District expects to receive in the coming year from all sources.

The text description for the above chart is as follows: The total revenue projected for Dos Palos Oro Loma Joint Unified School District is \$47,754,850, of which \$35274431 is Local Control Funding Formula (LCFF), \$8121771 is other state funds, \$1523078 is local funds, and \$2835570 is federal funds. Of the \$35274431 in LCFF Funds, \$9846509 is generated based on the enrollment of high needs students (foster youth, English learner, and low-income students).

# LCFF Budget Overview for Parents

The LCFF gives school districts more flexibility in deciding how to use state funds. In exchange, school districts must work with parents, educators, students, and the community to develop a Local Control and Accountability Plan (LCAP) that shows how they will use these funds to serve students.



This chart provides a quick summary of how much Dos Palos Oro Loma Joint Unified School District plans to spend for 2025-26. It shows how much of the total is tied to planned actions and services in the LCAP.

The text description of the above chart is as follows: Dos Palos Oro Loma Joint Unified School District plans to spend \$50,712,676 for the 2025-26 school year. Of that amount, \$10,737,938 is tied to actions/services in the LCAP and \$39,974,738 is not included in the LCAP. The budgeted expenditures that are not included in the LCAP will be used for the following:

Some General Fund LCFF expenditures are not included in the LCAP because they support operational or district-wide services that, while essential, are not directly tied to LCAP goals. These include utilities, routine maintenance, technology infrastructure, insurance, and centralized administrative costs necessary to maintain daily school operations. While not explicitly listed in the LCAP, these expenditures support the overall functioning of the school environment.

## Increased or Improved Services for High Needs Students in the LCAP for the 2025-26 School Year

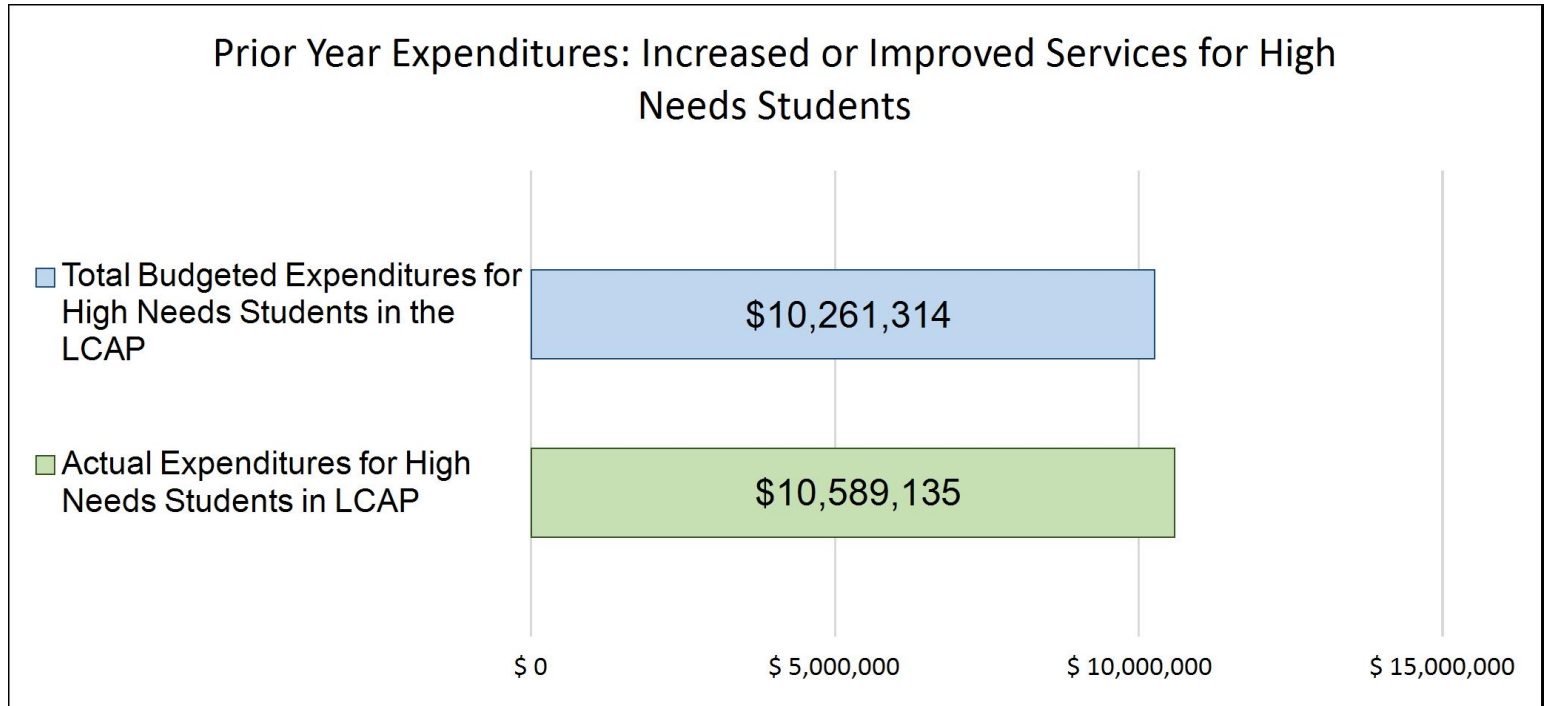
In 2025-26, Dos Palos Oro Loma Joint Unified School District is projecting it will receive \$984,650.9 based on the enrollment of foster youth, English learner, and low-income students. Dos Palos Oro Loma Joint Unified School District must describe how it intends to increase or improve services for high needs students in the LCAP. Dos Palos Oro Loma Joint Unified School District plans to spend \$983,150.9 towards meeting this requirement, as described in the LCAP.

A portion of LCFF funds (\$15,000) was intentionally not budgeted at this time to allow for flexibility in addressing emerging site needs and stakeholder priorities that may arise during the year. The District will work with school

leadership and advisory groups to determine the most effective use of these funds aligned with LCAP goals.

## LCFF Budget Overview for Parents

### Update on Increased or Improved Services for High Needs Students in 2024-25



This chart compares what Dos Palos Oro Loma Joint Unified School District budgeted last year in the LCAP for actions and services that contribute to increasing or improving services for high needs students with what Dos Palos Oro Loma Joint Unified School District estimates it has spent on actions and services that contribute to increasing or improving services for high needs students in the current year.

The text description of the above chart is as follows: In 2024-25, Dos Palos Oro Loma Joint Unified School District's LCAP budgeted \$10261314 for planned actions to increase or improve services for high needs students. Dos Palos Oro Loma Joint Unified School District actually spent \$10589135 for actions to increase or improve services for high needs students in 2024-25.

# Local Control and Accountability Plan

The instructions for completing the Local Control and Accountability Plan (LCAP) follow the template.

Local Educational Agency (LEA) Name	Contact Name and Title	Email and Phone
Dos Palos Oro Loma Joint Unified School District	Dr. Andrew Schwab Superintendent	aschwab@dpol.net (209) 392-0200

## Plan Summary [2025-26]

### General Information

A description of the LEA, its schools, and its students in grades transitional kindergarten–12, as applicable to the LEA. LEAs may also provide information about their strategic plan, vision, etc.

Dos Palos Oro Loma Joint Unified School District serves a diverse student population of over 2,300 TK-12 students. Among the student groups, English Learners constitute 27.2%, while Foster Youth and Homeless students account for 0.5% and 2.1%, respectively. The majority of students, 89.2%, are considered socioeconomically disadvantaged, and 11.6% have disabilities, according to the 2025 CA School Dashboard. In terms of race and ethnicity, the student body reflects significant diversity. The majority of students, 84.1%, identify as Hispanic, while 11.6% identify as White. Other racial or ethnic groups, such as African American, American Indian, Asian, Filipino, Two or More Races, and Pacific Islander, each represent smaller percentages of the student population, ranging from 0.1% to 1.8%. Overall, the Dos Palos Oro Loma JUSD serves a student body with a wide range of backgrounds and needs, highlighting the district's commitment to inclusivity and diversity.

Five schools and one Early Childhood Education Center comprise the Dos Palos Oro Loma JUSD. Located on the same facility, the Early Childhood Education Center and Dos Palos Elementary serve students from preschool through 2nd grade. Students attend third through fifth grade at Bernard Marks Elementary School, then sixth through eighth grade at Bryant Middle School. Students in grades nine through twelfth attend Dos Palos High School, which proudly boasts a 97.2% graduation rate. The district also operates alternative education programs at George Christian Education Center, including Westside Continuation High School, an independent study program and an adult education program. Westside High School has been identified to receive the Equity Multiplier. The district provides transportation to and from school for many of our students. The district also provides a robust expanded learning program, offering after school programming, summer school and intersession opportunities. The district provides community wifi and supports student access to technology at a rate of 2 devices per every student.

Despite its relatively small size, the community of Dos Palos-Oro Loma is tight-knit with a rich cultural heritage. Residents take pride in their agricultural roots and often participate in community events celebrating location traditions. The schools play an integral part within those traditions, from gathering for the annual Halloween Parade, the Annual Veteran's Memorial Program, or winter and spring concerts to Friday Night Bronco Football or the myriad of other opportunities to watch Bronco and Bobcat Athletics. The students and district benefit from an overwhelmingly supportive community. Parents, community members and local businesses are always on hand to volunteer, contribute to student fundraisers, or buy animals at the fair.

The goals and actions within this plan are revised from previous LCAPs and represent the intention of the district to prioritize early literacy and numeracy as well as to increase the rate of students graduating from our secondary programs as college and/or career ready. The district also maintains a high priority on the needs of the whole child, including supporting the academic, social, emotional, physical and mental well being of our students and families, as we seek to refine our Multi-Tiered System of Support. The DPOLJUSD LCAP works in conjunction with the individual site plans of our schools to provide coherently aligned and strategic support based upon the needs of specific school sites and/or specific student groups. Our school district applied for the California Community Schools Partnership Program to strengthen the MTSS and increase support for our students.

## Reflections: Annual Performance

A reflection on annual performance based on a review of the California School Dashboard (Dashboard) and local data.

The district takes great pride in its achievements, notably the impressive 97.2% graduation rate at Dos Palos High School and the substantial reduction in districtwide chronic absenteeism in the last two years. Our alternative school, Westside High, improved graduation from 63% to 90.7%.

Over the past three years, the district has made significant strides in refining its academic programs. This has been accomplished through careful alignment of curriculum and instructional materials, as well as the continuous enhancement of instructional strategies. Long-term data spanning a decade underscores a consistent upward trend in the percentage of students meeting or exceeding ELA standards, even amid the challenges posed by the pandemic. Similarly, while there hasn't been substantial growth or decline in Mathematics achievement rates over the same period, the stability of these rates, including during the pandemic era, is noteworthy.

To sustain and amplify these achievements, the district remains committed to retaining academic coaches, curriculum specialists, and other essential support personnel, including classroom paraprofessionals. Furthermore, the preservation of Professional Learning Community (PLC) time ensures that teachers can collaborate effectively within grade level and departmental teams. Leveraging newly adopted platforms like i-Ready and NWEA empowers these teams with real-time data, enabling them to devise targeted instructional plans and implement interventions and enrichment strategies strategically.

In addition to academic success, the district has prioritized comprehensive support for the social, emotional, physical, and mental well-being of its students. Ongoing actions to bolster this support are integral components of the Local Control and Accountability Plan (LCAP), reflecting the district's unwavering commitment to holistic student development.

Based on the 2024 CA State Dashboard, the district is required to identify the following data points as areas of continued growth and attention:

#### ACADEMIC PERFORMANCE

Districtwide Red Indicator--Mathematics

Districtwide Student subgroups with Red Indicators on the Dashboard

For English Language Arts the following subgroups are in the Red or Lowest Performance indicator

English Learners, Long Term English Learners, Socioeconomically Disadvantaged, Students with Disabilities, White

For math the following student subgroups are in the Red or Lowest Performance indicator

English Learners, Hispanic, Homeless, Socioeconomically Disadvantaged, White.

For College and Career

English Learners, Long-Term English Learners

#### ACADEMIC ENGAGEMENT

Districtwide Student subgroups with Red Indicators on the Dashboard Chronic Absenteeism

Foster Youth, White

#### CONDITIONS AND CLIMATE

Districtwide Student subgroups with Red Indicators on the Dashboard

Suspensions

African American, American Indian

#### SCHOOL PERFORMANCE

The following schools includes student subgroups on the red indicator.

Dos Palos Elementary

Chronic Absenteeism-White Students



Bernhard Marks Elementary  
Academic Engagement  
Chronic Absenteeism- Students with Disabilities, White  
Academic Performance  
ELA--Students with Disabilities  
Math--Students with Disabilities

Bryant Middle School  
Academic Performance  
ELA, all students, English Learners, Hispanic, Long Term English Learners, Socioeconomically Disadvantaged, Students with Disabilities, White.  
Mathematics--All Students, English Learners, Hispanic Students, Socio Economically Disadvantaged Students, White Students  
Suspension--Students with Disabilities  
Academic Engagement  
Chronic Absenteeism, All students, socioeconomically disadvantaged, students with disabilities, white.

Dos Palos High School  
Mathematics--All Students, Hispanic, Socio Economically Disadvantaged Students  
Suspension--All Students, Hispanic, Socio Economically Disadvantaged Students, Students with Disabilities

Our school district experienced success with improving academic achievement as follows:

The district's English Language Learner reclassification increased from 8.1% to 10.79%. Most notable is the percentage of English Learners making progress toward English proficiency increased from 36.6% to 48%.

Another success in our district is our reduction in chronic absenteeism. Our district average decreased from 25.7.7% to 23.7%  
Dos Palos High School no longer has all students in the lowest performance level in math and ELA. Additionally, no subgroups are in the lowest performance level which is an improvement from last academic year.

#### LOCAL DATA - BENCHMARKS

The achievement data for our local benchmarks show gains in achievement in reading and mathematics.  
I ready reading Overall increase of 23.1% in students meeting “Early On” or higher performance bands.  
I ready math Overall increase of 21% in students meeting “Early On” or higher performance bands  
NWEA Fall to Spring  
Overall decrease of 0.7% in students meeting “Close” or higher performance bands  
Overall increase of 0.4% in students meeting “Close” or higher performance bands  
NWEA Spring to Spring (non-cohort)  
5.3% increase in students performing in “Close” or higher

3.8% increase in students performing in “Close” or higher performance bands from Spring 24 to Spring 25

A noteworthy local indicator is our NWEA RIT growth projections. The percentage of students in grades 6th-11th meeting the growth projections in Reading increased from 40% to 53.8%.

The district is committed to tackling these areas of challenge head-on through targeted goals and actions outlined in the Local Control and Accountability Plan (LCAP), as well as in individualized school site plans. While the LCAP encompasses initiatives that are implemented district-wide to support all schools, site-specific actions are integrated into the planning process at each school.

For instance, Goal 1 is structured to enhance academic achievement for all students, emphasizing early literacy and numeracy to foster improved academic outcomes across the board, with a particular focus on enhancing the educational journey of students with disabilities and English Learners. By prioritizing early literacy, we anticipate a notable uptick in progress and reclassification rates for English Learners, thereby reducing the number of Long Term English Learners within our educational framework.

Under Goal 2, our aim is to broaden post-graduation opportunities for all students. We aspire to elevate the percentage of Dos Palos High School graduates meeting A-G requirements and successfully completing one or more Career Technical Education (CTE) pathways, placing special emphasis on elevating these rates for English Learners and Students with Disabilities.

Under Goal 3 is centered on nurturing holistic student development by allocating resources and implementing programs that address social-emotional learning, mental and physical health, school climate and culture, and fostering family engagement. This year, we continued to use SEL online based curriculum. Our schools used Ripples Effect to provide additional support for students in developing socio-emotional skills such as decision making as on an individual and group basis. Other supports or actions include services of licensed clinical worker at DPE and Marks.

Finally, our fourth goal is a focused endeavor specifically tailored for Westside High School. This goal aims to bolster the array of programs at WHS that fortify college and career readiness among its student body. By strategically aligning our efforts with these articulated goals, we are poised to catalyze meaningful progress and foster an environment conducive to the flourishing of all students.

#### Learning and Recovery Emergency Block Grant

Our school district has remaining Learning Recovery Emergency Block Grant funds available for use with a total of 750,000 for the 2025-2026 academic year and the following two years.

LREBG funded actions may be found in Goal 1 Action Action 3, Action 4 and Action 5. Goal 2 Action Action 3, Action 4, Action 5.

Our math and ELA scores on the dashboard shows that all of our subgroups are on the lowest or second lowest bands and thus an area of need. Therefore providing math and reading tiered interventions would address the academic needs of our diverse learners. These actions align with allowable uses of funds in the areas of college and career readiness, evidence based learning supports, and integrating supports for learning barriers.

## Reflections: Technical Assistance

As applicable, a summary of the work underway as part of technical assistance.

According to the 2024 California School Dashboard, the district has been identified as eligible for technical assistance. Specifically, the district's eligibility stems from overall districtwide outcomes concerning English Learners and Long-Term English Learners the ELA, math and College and Career Readiness Indicator. Furthermore, the district qualifies based on the outcomes of white students on mathematics and ELA, mathematics and chronic absenteeism.

The district was already deeply committed to enhancing college and career readiness for all students, including those with disabilities and English Learners, and has embarked on a year-long improvement project to address these identified areas for growth. In collaboration with the Merced County Office of Education, a dedicated team comprising leaders from Dos Palos High School and the district office has convened regularly throughout the year to spearhead this initiative. This improvement team meticulously collected historical data on key metrics contributing to reclassification rates of ELL students, ELPAC scores, college and career readiness, such as AP pass rates, Seal of Biliteracy attainment, A-G completion, and CTE Pathway completion.

Drawing upon this wealth of information, the team crafted a theory of improvement aimed at addressing the academic and engagement needs of our English Language Learners. The team investigated how our program impacts ELL achievement. Our investigation included classroom instructional practices, reclassification criteria, ELPAC testing procedures and environment. In addition, our system investigation included student empathy interviews focusing on ELL students.

12th-grade students at DPHS completing A-G Requirements from 27% to 45% by July 15th, 2025, with a specific emphasis on English Learner and Special Education Student Groups. Weekly huddles and periodic reviews facilitated by an MCOE facilitator have equipped the team to implement transformative change ideas in the coming year. For instance, the redesign of designated English Language Development (ELD) at Dos Palos High School is anticipated to enhance access to A-G courses, particularly elective courses, for English Learner students. This action is integrated as a qualitative improvement within the LCAP framework.

Furthermore, Goal 2 underscores the district's commitment to enhancing rates of college and career readiness for all students district-wide, while Goal 4 is tailored to enhancing these rates specifically at Westside High School. Many of the metrics outlined in Goals 2 and 4 serve as vital benchmarks to monitor progress in this endeavor.

Similarly, the district has proactively engaged in improving outcomes for students with disabilities through the state's special education monitoring system. Identified for not meeting specific thresholds concerning special education students in the least restrictive environment, the district collaborated with the state's System Improvement Project (SIP) to address this challenge. The district's theory of action posits that increasing the rates of students with disabilities in general education settings will yield improvements in their academic outcomes. To this end, a co-teaching pilot has been initiated at the middle school level, with plans to expand this initiative across additional classrooms and school sites. Additionally, a robust system has been developed to monitor special education data, particularly regarding the time students spend in general education settings. Academic coaches, curriculum specialists, and paraprofessionals included within Goal 1 are dedicated to supporting co-teaching and differentiating instruction within the general education classroom.

To address suspension rates among students with disabilities, the district has implemented and will continue to uphold Positive Behavioral Interventions and Supports (PBIS) as part of its Multi-Tiered System of Support. Goal three explicitly provides for alternatives to suspension across all campuses. The district intends to conduct a comprehensive analysis of suspension rate data over an extended period, aiming to discern whether there exists a systemic issue in suspending students with disabilities or if the fluctuations observed in the 2023-2024 data were influenced by special circumstances.

## Comprehensive Support and Improvement

An LEA with a school or schools eligible for comprehensive support and improvement must respond to the following prompts.

### *Schools Identified*

A list of the schools in the LEA that are eligible for comprehensive support and improvement.

Westside High School

### *Support for Identified Schools*

A description of how the LEA has or will support its eligible schools in developing comprehensive support and improvement plans.

**SUPPORT FOR IDENTIFIED SCHOOLS**  
The district office and Westside High School are collaboratively developing a comprehensive support and improvement plan (CSI). As part of this process, the district office partnered with Merced County Office of Education (MCOE) to develop a needs assessment for Westside High School. The principal formed a committee comprised of teachers, classified staff, parents, and support staff. In partnership with the district office and MCOE, will conduct a needs assessment, a root cause analysis to address academic needs and develop a CSI plan for the 2025-2026. The district will collaborate with the site leadership team to identify any resource inequities which may include funding and staffing. Specifically, the district will review school level data with the site leadership and will include all sources of funding and the staffing plan.

While WHS was flagged for Comprehensive Support and Improvement (CSI) due to overall performance, the WASC Self-Study has scrutinized the entire WHS program. Data collected and reviewed encompass a range of metrics, including previous WASC reports, academic performance from the dashboard including College and Career Readiness rates, CAASPP results in ELA and math. We will include local benchmarks including NWEA reading and math scores. In the area of student engagement and climate, discipline records, attendance rates, credit recovery statistics, student grades, graduation rates, and feedback from educational partners gathered through surveys and meetings. This comprehensive analysis has been instrumental in identifying resource disparities. The needs assessment has pinpointed the following resource inequities. Since Westside High School is a continuation school, students have access to less course offerings in person as compared to our comprehensive high school. To address this inequity, the administration added additional online A-G courses and plans to expand course offerings focusing on CTE.

The district is committed to assisting WHS in meeting state and federal requirements, including the implementation of the CSI plan. Support will be provided through guidance on plan development, monitoring of implementation and budgeting, as well as ongoing analysis and review of the plan's effectiveness.

### ***Monitoring and Evaluating Effectiveness***

A description of how the LEA will monitor and evaluate the plan to support student and school improvement.

The Local Education Agency (LEA) will utilize the Local Control and Accountability Plan (LCAP) monitoring process to track the progress of Continuous School Improvement (CSI) efforts. This process will incorporate key metrics from the California Dashboard, including graduation rates and student performance in English Language Arts (ELA) and Mathematics. Additionally, local benchmarks such as i-Ready and NWEA MAP assessments in reading and mathematics will be used to monitor student growth.

The LEA will also track A-G course completion rates, along with engagement indicators such as suspension rates, chronic absenteeism, and discipline data. To ensure consistent and effective monitoring, the LEA will collaborate with school principal and lead staff to review attendance, discipline, and benchmark data on a monthly basis. Our data specialist will facilitate the analysis of ELA and math reports, disaggregated by student subgroups, including students in specialized programs such as special education and English Language Learners (ELL).

As part of the monitoring process, the LEA will also administer surveys to students, staff, and parents to gather feedback on perceptions of student engagement and the implementation of instructional supports. The administration will hold quarterly meetings with staff to review survey results and benchmark data, using this information to adjust strategies and ensure continued progress in improving student achievement and engagement.

# Engaging Educational Partners

A summary of the process used to engage educational partners in the development of the LCAP.

School districts and county offices of education must, at a minimum, consult with teachers, principals, administrators, other school personnel, local bargaining units, parents, and students in the development of the LCAP.

Charter schools must, at a minimum, consult with teachers, principals, administrators, other school personnel, parents, and students in the development of the LCAP.

An LEA receiving Equity Multiplier funds must also consult with educational partners at schools generating Equity Multiplier funds in the development of the LCAP, specifically, in the development of the required focus goal for each applicable school.

Educational Partner(s)	Process for Engagement
Teachers	<p>Our LCAP team engaged our teachers through the administration of a survey on April 28, 2025. This engagement provided an opportunity for teachers to provide input on school culture, student support, and engagement. Finally the survey included teacher input on our district and school level professional development activities.</p> <p>Furthermore, teachers' involvement extended to the curriculum and Instruction team. The consultation on May 1 2025 focused on reviewing teaching and learning which is connected to Goal 1. The curriculum and instruction comprising academic coaches and curriculum specialists from each campus, served as another avenue for educators to contribute to the development and refinement of the LCAP framework.</p>
Principals	<p>LCAP development holds a prominent position on the agenda of every DPOLJUSD principal meeting, underscoring its importance in the district's strategic planning process. Principals actively contribute to the Mid-Year report by furnishing crucial data on action implementation and delivering insightful updates on metrics, ensuring a comprehensive assessment of progress. Principals reported out on metrics associated with all goals for our current LCAP and provided insight as to our progress. Our monthly Principals' meeting included reviewing and discussing the metrics such as attendance, chronic absenteeism, suspensions, achievement in local benchmarks.</p>

Educational Partner(s)	Process for Engagement
	<p>In the formulation of the current LCAP, principals convened on multiple occasions throughout the year, demonstrating their commitment to collaborative decision-making and continuous improvement. These meetings took place on the following dates: 1/1/2024, 2/9/2024, 3/6/2024, 4/8/2024, 5/1/2024, and 6/11/2024, providing ample opportunities for dialogue, exchange of ideas, and strategic planning.</p>
Administrators & District Leaders	<p>All school administrators have been actively involved in shaping the LCAP development process, ensuring comprehensive representation across the district. Initially, administrators were invited to participate in a survey, providing them with a platform to contribute their insights and perspectives.</p> <p>In addition to the survey, targeted meetings were conducted at various school sites to engage all other administrators (excluding principals) directly. These meetings took place at key locations such as Westside High School, DPHS, BMS, DPE, and MES, on the following dates: 2/14/2024, 3/6/2024, 5/6/2024, 5/7/2024, and 5/15/2024. This approach ensured that the voices and contributions of all administrators were heard and integrated into the LCAP development process.</p>
Other School Personnel	<p>All members of the school community, including both teaching and non-teaching staff, were invited to actively participate in shaping the LCAP development process by offering feedback through a comprehensive survey.</p>
Local Bargaining Units	<p>All members belonging to the bargaining units of both DPOLTA and CSEA were extended the opportunity to contribute feedback on LCAP development through a structured survey process. Additionally, collaborative meetings were held between the District and DPOLTA on 5/12/2025 and CSEA on 5/22/25. During these meetings, participants received a comprehensive overview of proposed LCAP goals and were encouraged to provide insights on the effectiveness of</p>



Educational Partner(s)	Process for Engagement
	ongoing actions and identify any persistent barriers that required attention.
Parents	<p>All parents were actively engaged in the LCAP development process, with opportunities provided for feedback through a variety of channels. Surveys were disseminated in both English and Spanish via Parent Square on multiple occasions, ensuring accessibility and inclusivity.</p> <p>Moreover, parents played a pivotal role in shaping the LCAP through their participation in the District English Learner Advisory Committee (DELAC) meetings. Scheduled on 12/3/25, 2/28/25, these sessions provided a platform for DELAC parents to review educational programs, parent trainings, and identify barriers, particularly focusing on the needs of English Learners.</p> <p>Recognizing the importance of broader community input, the District Advisory Committee/DELAC was established and convened on 5/24/2024. Members of this committee were provided with LCAP goals and tasked with providing feedback on action effectiveness and barrier identification. This inclusive approach ensured that parent voices were heard and integrated into the ongoing LCAP refinement process.</p>
Students	<p>Students across different grade levels actively contributed to the LCAP development process through tailored student surveys focusing on aspects such as climate, culture, and engagement. Grade 5 students, along with those in grades 6-8 and 9-12, were provided opportunities to provide valuable input through these surveys, ensuring their voices were heard in shaping district priorities. Our district office sent out the survey to DPHS and BMS students on May 8, 2025 and to 5th grade students on May 13th, 2025.</p> <p>Furthermore, recognizing the importance of student representation, officers from the DPHS Associated Student Body were included in the District Advisory Committee. Their involvement ensures that student perspectives continue to inform decision-making processes at the</p>



Educational Partner(s)	Process for Engagement
	district level, promoting a collaborative and inclusive approach to educational planning and improvement.
SELPA Consultation	The SELPA was sent a draft of the LCAP for review, with feedback received and integrated on 5/31/2024.
Westside High School (Equity Multiplier)	<p>The district maintained ongoing engagement with Educational Partners at Westside High School (WHS) throughout the LCAP development process, recognizing WHS's receipt of the Equity Multiplier designation, its identification for Comprehensive Support and Improvement (CSI), and its ongoing WASC review. This continuous collaboration aimed to address the unique needs and challenges facing WHS.</p> <p>District officials met with school staff and principal during the 2nd semester to review supports for students and progress and areas of need.</p> <p>On 5/15/25 district officials consulted with the principal and staff to review LCAP multiplier goal and solicit feedback.</p>
DPOLJUSD School Board	<p>The DPOLJUSD School Board plays an integral role in the LCAP development process, demonstrating active engagement throughout. Board members receive regular updates on the LCAP, including a comprehensive overview of implementation progress and expenditures. On February 20, 2025, Educational Services presented the midyear LCAP review as an informational item and shared progress on goals, metrics and expenditures. This ensures transparency and accountability in the planning and execution of district initiatives.</p> <p>Furthermore, a public hearing for the current LCAP was convened on 6/12/2025, providing an opportunity for community input and feedback. Subsequently, the LCAP received final approval from the DPOLJUSD board on 6/26/2025, affirming the commitment to student-centered planning and the alignment of district resources with educational priorities</p>

A description of how the adopted LCAP was influenced by the feedback provided by educational partners.

The DPOLJUSD educational community, comprised of diverse educational partners, offered a multitude of suggestions aimed at enhancing the services provided to students. To ensure thorough analysis and utilization of this feedback, the district systematically aggregates all survey data, disaggregating it by school site and student group. This data is then shared with district and site leaders, informing planning processes across various initiatives, including but not limited to Single Plans for Student Achievement (SPSAs), Comprehensive Safety Plans, WASC Self-Studies, School Accountability Report Cards (SARCs), and grant applications.

In determining the integration of feedback into planning, numerous factors are carefully considered. Presently, the district is evaluating student services facilitated by one-time pandemic relief funding, seeking sustainable solutions through ongoing funding sources. This evaluation will determine whether these services are incorporated into the district's LCAP or within the SPSA of individual school sites.

Educational partners collectively identified several programs within the LCAP deemed effective and essential for continuation, including:

- Academic supports such as intervention teachers, academic coaches, and curriculum specialists
- Diverse course offerings through electives and Career Technical Education (CTE) pathways
- Social-emotional and mental health supports available at all campuses
- Dedicated time for teachers to collaborate in Professional Learning Communities (PLCs)
- Continued and expanded support for English Learner students to achieve English proficiency
- Ongoing safety measures within schools
- Transportation services for students

Additionally, educational partner input has influenced the metrics incorporated into the LCAP, leading to the inclusion of measures such as special education accountability within the first goal.

Furthermore, consultation with educational partners at WHS has resulted in the establishment of a focus goal aimed at increasing the college and career readiness rate for all WHS graduates, as part of meeting the requirements for the Equity Multiplier. This goal will encompass specific actions designed to remove barriers to college and career readiness for students at WHS, reflecting a collaborative effort to enhance student outcomes.

# Goals and Actions

## Goal

Goal #	Description	Type of Goal
1	Enhance and sustain an academic program prioritizing early literacy and mathematics instruction, marked by exemplary tier 1 academic teaching methods complemented by a comprehensive framework of tier 2 and 3 academic interventions tailored to address the diverse needs of every student demographic.	Broad Goal

State Priorities addressed by this goal.

Priority 1: Basic (Conditions of Learning)
Priority 2: State Standards (Conditions of Learning)
Priority 4: Pupil Achievement (Pupil Outcomes)
Priority 7: Course Access (Conditions of Learning)
Priority 8: Other Pupil Outcomes (Pupil Outcomes)

An explanation of why the LEA has developed this goal.

<p>The district has made significant strides in refining its academic program and is dedicated to sustaining and enhancing these achievements. This goal is crafted to bolster the academic advancement of all students by prioritizing early learning and literacy initiatives. It encompasses proactive measures to provide targeted interventions for students who may require additional support to reach grade-level proficiency. Additionally, initiatives such as dedicated Professional Learning Community (PLC) time for teachers and ongoing professional development opportunities are integral components of our comprehensive academic strategy.</p> <p>Specifically, the actions outlined within this goal aim to elevate mathematics outcomes districtwide, particularly for students with disabilities, Hispanic students, and those from socio-economically disadvantaged backgrounds. They are also designed to contribute to improved English Language Arts (ELA) outcomes for students with disabilities and enhance the English Learner Progress Indicator (ELPI) for our English Learners.</p> <p>At the school level, these actions will translate into tangible improvements in mathematics proficiency for all students, including those belonging to various demographic groups at Bryant Middle School and Dos Palos High School. Additionally, they will lead to enhanced ELPI outcomes for English Learners at Marks Elementary and Bryant Middle School, along with improved ELA outcomes for English Learners at Marks Elementary.</p>
---

## Measuring and Reporting Results

Metric #	Metric	Baseline	Year 1 Outcome	Year 2 Outcome	Target for Year 3 Outcome	Current Difference from Baseline
1.1	Teachers in the LEA are appropriately assigned and fully credentialed in the subject area and for the pupils they are teaching as measured by percentages of teacher assignments in the following categories: Clear, Out-of Field, Intern, Ineffective, Incomplete, or Unknown as reported in Priority 1 Self-Reflection Tool	<p>Total FTE: 114.7</p> <p>Clear: 87.6% Out-of-Field: 0.9% Intern: 2.6% Ineffective: 6.1% Incomplete: 2.9% Unknown: 0.0%</p> <p>(Dataquest, 21-22 Teaching Assignment Monitoring Outcomes by Full-Time Equivalent)</p>	<p>Total FTE: 115.6</p> <p>Clear: 77% Out-of-Field: 2.3% Intern: 4.8% Ineffective: 10.9% Incomplete: 3% Unknown: 0.3%</p> <p>(Dataquest, 22-23 Teaching Assignment Monitoring Outcomes by Full-Time Equivalent)</p>		Increase and maintain the percentage of "clear" teachers at 90% or more.	<p>Clear: -10.6% Out-of-Field: +1.4% Intern: + 2.2% Ineffective: +4.8 % Incomplete: +0.1% Unknown: +0.3%</p>
1.2	Percentage of students in the school district who have sufficient access to standards aligned instructional materials as measured by instances of students without access to own copies of standards-aligned materials for use at school and at home, as reported in Priority 1 Self-Reflection Tool	<p>0 Instances of students without access to own copies of standards aligned instructional materials for use at school and at home.</p> <p>(Instructional Material Inventories, Quarterly Williams Compliant Logs)</p>	<p>0 Instances of students without access to own copies of standards aligned instructional materials for use at school and at home.</p> <p>(Instructional Material Inventories, Quarterly Williams Compliant Logs)</p>		Maintain 0 Instances	no change
1.3	Implementation of state board adopted standards for all students, including English Learners and students with disabilities,	Local Indicator Self-Reflection Tool: Priority 2, Option 2, Question 2	Local Indicator Self-Reflection Tool: Priority 2, Option 2, Question 2		Improve All Areas to 5--Full Implementation and Sustainability	Next Generation Science Standards--1 Initial Implementation

Metric #	Metric	Baseline	Year 1 Outcome	Year 2 Outcome	Target for Year 3 Outcome	Current Difference from Baseline
	as measured by the Priority 2 Self-Reflection Tool.	<p>Progress in making instructional materials that are aligned to the recently adopted academic standards and/or curriculum frameworks in all classrooms where the subject is taught.</p> <p>ELA--4 Full Implementation</p> <p>ELD--4 Full Implementation</p> <p>Mathematics--4 Full Implementation</p> <p>Next Generation Science Standards--3 Initial Implementation</p> <p>History-Social Science--4 Full Implementation</p> <p>Question 4 Progress in implementing each of the following academic standards adopted by the state board for all students.</p> <p>Career Technical Education--5 Full Implementation and Sustainability</p> <p>Health Education--4 Full Implementation</p> <p>Physical Education--4 Full Implementation</p>	<p>Progress in making instructional materials that are aligned to the recently adopted academic standards and/or curriculum frameworks in all classrooms where the subject is taught.</p> <p>ELA--4 Full Implementation</p> <p>ELD--4 Full Implementation</p> <p>Mathematics--4 Full Implementation</p> <p>Next Generation Science Standards--4 Initial Implementation</p> <p>History-Social Science--4 Full Implementation</p> <p>Question 4 Progress in implementing each of the following academic standards adopted by the state board for all students.</p>			no change

Metric #	Metric	Baseline	Year 1 Outcome	Year 2 Outcome	Target for Year 3 Outcome	Current Difference from Baseline
		Visual and Performing Arts--Full Implementation World Language--Full Implementation	Career Technical Education--5 Full Implementation and Sustainability Health Education--4 Full Implementation Physical Education--4 Full Implementation Visual and Performing Arts--4 Full Implementation World Language--4 Full Implementation			
1.4	English Learner access to the common core state standards and the ELD standards for purposes of gaining academic content knowledge and English Language Proficiency as measured by English Learner Achievement on CAASPP ELA and Mathematics.	English Learner CAASPP ELA Data Current English Learners--112.7 Points from Standard Recently Reclassified English Learners--23.3 Points from Standard  English Learner CASSPP Mathematics Data Current English Learners--133.4 Points from Standard Recently Reclassified English Learners--68.6 Points from Standard	English Learner CAASPP ELA Data Current English Learners-- 133.4 Points from Standard Recently Reclassified English Learners--38.6 Points from Standard  English Learner CASSPP Mathematics Data Current English Learners--151.2		Improve distance from standard to "0" (at standard) or better (greater than zero).	English Learner CAASPP ELA Data Current English Learners-- +20.7 Points from Standard Recently Reclassified English Learners-- +15.3 Points from Standard  English Learner CASSPP Mathematics Data Current English Learners-- +17.8

Metric #	Metric	Baseline	Year 1 Outcome	Year 2 Outcome	Target for Year 3 Outcome	Current Difference from Baseline
		(2023 CA State Dashboard)	Points from Standard Recently Reclassified English Learners-- 63.8 Points from Standard (2024 CA State Dashboard)			Points from Standard Recently Reclassified English Learners-- -4.8 Points from Standard
1.5	CAASPP English Language Arts as measured by the California School Dashboard, Distance from Standard, for all students and student groups.	All Students: -59.6 English Learners: -82.9 Foster Youth: -105.9 Homeless: -100.8 Socioeconomically Disadvantaged: -62.5 Students with Disabilities: -148.8 African American: -115.3 American Indian or Alaska Native: -64.6 Hispanic: -60.8 White: -48.3 (2023 CA State Dashboard)	All Students: -69.7 English Learners: -98.7 Foster Youth: -no data Homeless: -76.4 Socioeconomically Disadvantaged: -71.6 Students with Disabilities: -160.3 African American: -114.9 American Indian or Alaska Native: -no data Hispanic: -68.2 White: -71.5 (2024 CA State Dashboard)		Improve distance from standard to "0" (at standard) or better (greater than zero).	All Students: +10.1 English Learners: +15.8 Foster Youth: no data Homeless: +24.4 Socioeconomically Disadvantaged: +9.1 Students with Disabilities: +11.5 African American: +0.4 American Indian or Alaska Native: +0.4 Hispanic: +7.4 White: +23.2
1.6	CAASPP Mathematics as measured by the California School Dashboard, Distance from Standard, for all	All Students: -105.2 English Learners: -112.2 Foster Youth: -130.4 Homeless: -77.9	All Students: -104.4 English Learners: -119.6 Foster Youth: -no data		Improve distance from standard to "0" (at standard) or better (greater than zero).	All Students: -0.8 English Learners: +7.4 Foster Youth: no data Homeless: +63.4

Metric #	Metric	Baseline	Year 1 Outcome	Year 2 Outcome	Target for Year 3 Outcome	Current Difference from Baseline
	students and student groups.	Socioeconomically Disadvantaged: -108.5 Students with Disabilities: -190.6 African American: -149.6 American Indian or Alaska Native: -157.1 Hispanic: -105.7 White: -96.4 (2023 CA State Dashboard)	Homeless: -141.3 Socioeconomically Disadvantaged: -106.1 Students with Disabilities: -180.3 African American: -115.5 American Indian or Alaska Native: -no data Hispanic: -104.5 White: -105.6 (2024 CA State Dashboard)			Socioeconomically Disadvantaged: -2.4 Students with Disabilities: -10.3 African American: -34.1 American Indian or Alaska Native: - Hispanic: -+1.2 White: +9.2
1.7	The percentage of English learner students who make progress toward English proficiency as measured by the English Language Proficiency Assessments for CA	Percentage of English Learner Students who progress at least one level each year  36.6% (2023 CA State Dashboard)	Percentage of English Learner Students who progress at least one level each year  48% (2024 CA State Dashboard)		Increase the percentage of English Learners who progress at least one level each year by 10% annually.	Percentage of English Learner Students who progress at least one level each year  +11.45%
1.8	Annual English Learner Reclassification Rate	8.1% (2023 Data)	10.79% (2024 Data)		Increase reclassification rates to 25% or better annually.	+2.69%
1.9	Percentage of English Learners Identified as "At-Risk" and "Long Term English Learners (LTELS)"	Percentage of English Learners Identified as "At-risk" at Bernhard Marks Elementary and Percentage of LTELS at Bryant Middle School,	Percentage of English Learners Identified as "At-risk" at Bernhard Marks Elementary and Percentage of		Decrease percentages of both At-Risk English Learners and LTELS by 5% annually.	Bernhard Marks Elementary= 1.5% Bryant Middle School LTELS-- 0%



Metric #	Metric	Baseline	Year 1 Outcome	Year 2 Outcome	Target for Year 3 Outcome	Current Difference from Baseline
		<p>Dos Palos High School and Westside High School:</p> <p>Bernhard Mark Elementary "At-Risk"-- 35.8%</p> <p>Bryant Middle School LTELs-- 26.3%</p> <p>Dos Palos High School LTELs--18.0%</p> <p>Westside High School LTELs--17.2%</p> <p>(2022-2023 Data)</p>	<p>LTELs at Bryant Middle School, Dos Palos High School and Westside High School:</p> <p>Bernhard Marks Elementary= 34.3%</p> <p>Bryant Middle = 0.9%</p> <p>Bryant Middle School LTELs= 26.3%</p> <p>Dos Palos High "At-Risk"= 1.1%</p> <p>Dos Palos High School LTELs= 21.1%</p> <p>Westside High School "At-Risk" = 2.9%</p> <p>Westside High School LTELs = 25.7%</p> <p>(2023-2024 data)</p>			<p>Dos Palos High School LTELs- - 3.1</p> <p>Westside High School LTELs- +8.5%</p>
1.10	<p>Access to the Least Restrictive Environment (LRE) as measured by Indicator 5 of the SPI</p> <p>5A: Percentage of students with disabilities served inside the regular</p>	<p>5A: 54.17%</p> <p>5B: 24.04%</p> <p>5C: 0.96%</p> <p>(2022-2023 Data)</p>	<p>5A: 47.84%</p> <p>5B: 31.23%</p> <p>5C: 1.33%</p> <p>(2023- 2024 Data)</p>		<p>5A-- Increase percentages to greater than 70%</p> <p>5B-- Decrease percentages to less than 12%</p>	<p>5A: -6.33%</p> <p>5B: +7.19%</p> <p>5C: +0.37%</p>

Metric #	Metric	Baseline	Year 1 Outcome	Year 2 Outcome	Target for Year 3 Outcome	Current Difference from Baseline
	<p>classroom for at least 80% of the day.</p> <p>5B: Percentage of students in a regular classroom less than 40% of the day.</p> <p>5C: Percentage of students in public or private separate schools, residential facilities, homebound/hospital placement (Separate School).</p>				<p>5C: Maintain percentages at less than 2.4%.</p> <p>(25-26 Targets, as identified by the SPI)</p>	
1.11	Percentage of Students Meeting or Exceeding Standards in Next Generation Science Standards as measured by California Science Test Results (CAST)	<p>All Students 12.93%</p> <p>English Learners 2.08%</p> <p>Students with Disabilities 5.8%</p> <p>Socioeconomically Disadvantaged Students 11.26%</p> <p>(2022-2023 Data)</p>	<p>All Students 15.13%</p> <p>English Learners 4%</p> <p>Students with Disabilities 0%</p> <p>Socioeconomically Disadvantaged Students 14.31%</p> <p>(2023-2024 Data)</p>		Increase the percentage of students meeting or exceeding standards by 10% annually.	<p>All Students +2.2%</p> <p>English Learners +1.92%</p> <p>Students with Disabilities -5.8%</p> <p>Socioeconomically Disadvantaged Students +3.05%</p>
1.12	Percentage of students meeting the NWEA RIT Growth Projections in Mathematics and ELA for Grades 6-12 as measured by the NWEA Diagnostic (Winter to Winter Report).	<p>Mathematics: 55.97% of students are meeting growth targets</p> <p>ELA: 40.06% of students are meeting growth targets.</p>	<p>Mathematics: 55.3% of students are meeting growth targets</p> <p>ELA: 53.8% of students are meeting growth targets</p>		Increase percentage of students meeting growth targets by 10% annually.	<p>Mathematics: -0.67% of students are meeting growth targets</p> <p>ELA: +13.74% of students are meeting growth targets</p>

Metric #	Metric	Baseline	Year 1 Outcome	Year 2 Outcome	Target for Year 3 Outcome	Current Difference from Baseline
		(Baseline Data Winter 2024)	Year 1 outcome Data Winter 2025)			
1.13	Percentage of students in grade K-5, by School Site, meeting typical growth projections as measured by the i-Ready Diagnostic in Reading and Mathematics (Winter Assessment)	Reading DPE: 24% MES: 25%  Mathematics DPE: 21% MES: 33%  (Baseline Data Winter 2024)	Reading DPE: 16% MES 30%  Mathematics DPE: 19% MES: 28%  (Data Winter 2025)		Increase percentage of students meeting growth target by 10% annually.	Reading DPE: -8% MES +5%  Mathematics DPE: -2% MES: 5%
1.14	Access to programs and services developed and provided to unduplicated pupils as measured by master schedule enrollment.	100% of unduplicated students have access to services and programs. (2023-2024 Local Data)	100% of unduplicated students have access to services and programs. (2023-2024 Local Data)		Maintain 100%	no change

## Goal Analysis [2024-25]

An analysis of how this goal was carried out in the previous year.

A description of overall implementation, including any substantive differences in planned actions and actual implementation of these actions, and any relevant challenges and successes experienced with implementation.

In preparation for the school year, we held four dedicated collaboration days, allowing teachers to align on instructional practices. Additionally, some of our elementary teachers participated in three collaboration days during the winter break. These sessions focused on analyzing achievement data in ELA and math from i-Ready, NWEA, and common formative assessments. Another success includes our implementation of our PLC across our schools. For the current academic year, our Pre-K through 12th grade teachers are actively engaged in Professional Learning Communities (PLCs). These PLC sessions occur on Wednesday on our minimum days. During these meetings, our primary grade teachers focus on analyzing data from i-Ready and other local benchmarks, while our secondary teachers review data from NWEA and additional assessments. Improved instruction was another emphasis this school year as part of our action 1.3. Our instructional

coaches support our teachers in improving instruction through ongoing coaching, support, and training as needed. For our new teachers, our action on teacher recruitment and retention, we provide ongoing coaching and up to 2 hours of weekly support. This in turns has a positive impact on instruction and ultimately on student achievement. As part of our efforts on early literacy, our literacy coaches (reading specialist) and paraprofessionals provide ongoing reading instruction as part of our Tier II interventions. Specifically, at our elementary schools, our reading specialist run reading intervention groups that are based on a six week rotation model and use iready data. This support which is known as Tier II reading support. The impact is evident in our winter to winter iready reading scores. Our scores show that our students reaching their growth level increased from winter to winter.

An explanation of material differences between Budgeted Expenditures and Estimated Actual Expenditures and/or Planned Percentages of Improved Services and Estimated Actual Percentages of Improved Services.

There were no material differences between planned expenditures and estimated actual expenditures for action 1.1, 1.2, and 1.4. For action 1.3 which focuses on improved instruction, we did not fill the curriculum position for Marks Elementary school. This position has not been filled for two years and we continue to recruit for this position. The rest of the staffing under improved instruction provided training with the goal of improving instruction. The expenditures for professional development were covered through Educator Effectiveness and other funding sources.

A description of the effectiveness or ineffectiveness of the specific actions to date in making progress toward the goal.

The actions to date continue to make an impact on student achievement by increasing the rigor and quality of our academic program with an emphasis on early literacy. Our scores in iready in reading grew by %. At the secondary level, our NWEA scores in reading show that our student's achieving their growth increased from Winter 24 to Winter 25. Our focus on early literacy through ongoing training continue to strengthen our academic program.

A description of any changes made to the planned goal, metrics, target outcomes, or actions for the coming year that resulted from reflections on prior practice.

Due to feedback from our constituents we are adding an action to replace outdated Chromebooks for our students. This will be an ongoing action as needed.

**A report of the Total Estimated Actual Expenditures for last year's actions may be found in the Annual Update Table. A report of the Estimated Actual Percentages of Improved Services for last year's actions may be found in the Contributing Actions Annual Update Table.**

## Actions

Action #	Title	Description	Total Funds	Contributing
1.1	PLC Time and Collaboration Days	The district negotiated an additional .25 hours per day and four additional days for teachers in order to provide teachers with the time and opportunity to work in professional learning communities. Teachers will analyze and plan for instruction, with a focus on mathematics, English Language Arts,	\$763,958.37	Yes

Action #	Title	Description	Total Funds	Contributing
		<p>Next Generation Science Standards and English Language Development. This action is based primarily upon the needs of our socio-economically disadvantaged students in mathematics and the needs of English Learners on the English Learner Progress Indicator (ELPI). However, we anticipate that this action will help us to improve Tier I instruction and strategically identify students for Tier 2 and 3 instruction, thereby improving our overall academic program. Student achievement is expected to grow in mathematics, ELA and ELD, as measured by NWEA Growth Scores, i-Ready Growth Scores, CAASPP Math &amp; ELA, CAST, ELPAC and through English Learner Reclassification rates. This action also addresses low performance indicators as identified by the 2024 CA School Dashboard for the following student groups and schools: Districtwide: Students with Disabilities (ELA &amp; Math), English Learners (ELPI), Hispanic Students (Math), Socio-Economically Disadvantaged Students (Math), Marks Elementary School (English Learners--ELA &amp; ELPI), Bryant Middle School (All Students, English Learners, Hispanic Students, Socio-Economically Disadvantaged Students, Students with Disabilities &amp; White Students--Math, Students with Disabilities--ELA, English Learners--ELPI), Dos Palos High School (All Students, Hispanic Students, Socio-Economically Disadvantaged Students--Math).</p>		
1.2	Teacher Recruitment, Development, and Retention	<p>A specific need identified by our educational partners is that it is often hard to recruit highly qualified teachers to the area, based upon our location in a small, rural community far from large urban centers. Through providing a competitive salary schedule, induction programs and a mentors for new teachers, we are able to attract teachers to the area and build their capacity. This support helps to reduce turn-over and will lead to increased continuity in our educational program. We anticipate that this action will help us to improve Tier I instruction, consequently improving our overall academic program. Student achievement will be measured by a growth in mathematics, ELA and ELD, as measured by NWEA Growth Scores, i-Ready Growth Scores, CAASPP Math &amp; ELA, CAST, ELPAC and through an increase in English Learner Reclassification rates. This action also addresses low performance indicators as identified by the 2023 CA School Dashboard for the following student groups and schools: Districtwide: Students with Disabilities (ELA &amp; Math), English Learners (ELPI), Hispanic Students (Math), Socio-Economically Disadvantaged Students (Math),</p>	\$64,653.46	Yes

Action #	Title	Description	Total Funds	Contributing
		Marks Elementary School (English Learners--ELA & ELPI), Bryant Middle School (All Students, English Learners, Hispanic Students, Socio-Economically Disadvantaged Students, Students with Disabilities & White Students--Math, Students with Disabilities-ELA, English Learners--ELPI)), Dos Palos High School (All Students, Hispanic Students, Socio-Economically Disadvantaged Students--Math).		
1.3	Improved Instruction	Academic coaches and curriculum specialists will provide support to teachers in best first instruction, differentiating instruction for English Learners and Students with Disabilities, and appropriate implementation of curriculum. For teachers in grades TK-5, academic coaches and curriculum specialists will support the refinement of a structured literacy program in collaboration with a district early literacy committee, including the implementation of core and supplemental early literacy curriculum. Coaches and curriculum specialists will also support teachers as the district continues to implement a co-teaching/inclusive model. Teachers, coaches and curriculum specialists will receive district approved professional development in areas of co-teaching (inclusive teaching practices), English Language Development Strategies, mathematics instruction, ELA instruction, NGSS instruction and/or other district approved instructional methods. This action is based primarily upon the needs of our socio-economically disadvantaged students in mathematics and the needs of English Learners on the English Learner Progress Indicator (ELPI). However, we anticipate that this action will help us to improve Tier I instruction and strategically identify students for Tier 2 and 3 instruction, thereby improving our overall academic program. Student achievement will be measured by a growth in mathematics, ELA and ELD, as measured by NWEA Growth Scores, i-Ready Growth Scores, CAASPP Math & ELA, CAST, ELPAC and through an increase in English Learner Reclassification rates. This action also addresses low performance indicators as identified by the 2024 CA School Dashboard for the following student groups and schools: Districtwide: Students with Disabilities (ELA & Math), English Learners (ELPI), Hispanic Students (Math), Socio-Economically Disadvantaged Students (Math), Marks Elementary School (English Learners--ELA & ELPI), Bryant Middle School (All Students, English Learners, Hispanic Students, Socio-Economically Disadvantaged Students, Students with Disabilities & White Students--Math, Students with	\$1,129,595.99	Yes

Action #	Title	Description	Total Funds	Contributing
		Disabilities--ELA, English Learners-- ELPI), Dos Palos High School (All Students, Hispanic Students, Socio-Economically Disadvantaged Students--Math). LREBG funding will pay for one curriculum specialist supporting DPE and Marks Elementary. 181,128.78		
1.4	Tiered Academic Supports--Early Prevention and Intervention.	Academic Intervention teachers and paraprofessionals will provide Tier II and Tier III interventions to students based on individual student need. Our youngest learners will have access to free early learning, either through our pre-school or our universal transitional kindergarten program. This action is based primarily upon the needs of our socio-economically disadvantaged students in mathematics and the needs of English Learners on the English Learner Progress Indicator (ELPI). However, we anticipate that this action will help us to strategically identify and support students for Tier 2 and 3 instruction. Student achievement will be measured by a growth in mathematics, ELA and ELD, as measured by NWEA Growth Scores, i-Ready Growth Scores, CAASPP Math & ELA, CAST, ELPAC and through an increase in English Learner Reclassification rates. This action also addresses low performance indicators as identified by the 2024 CA School Dashboard for the following student groups and schools: Districtwide: Students with Disabilities (ELA & Math), English Learners (ELPI), Hispanic Students (Math), Socio-Economically Disadvantaged Students (Math), Marks Elementary School (English Learners--ELA & ELPI), Bryant Middle School (All Students, English Learners, Hispanic Students, Socio-Economically Disadvantaged Students, Students with Disabilities & White Students--Math, Students with Disabilities-ELA, English Learners--ELPI)), Dos Palos High School (All Students, Hispanic Students, Socio-Economically Disadvantaged Students--Math). LREBG funding of \$179,317.24 to pay for elementary level paraprofessionals, ELL specialist, and 1 TK instructional aid.	\$1,389,274.68	Yes
1.5	Chromebook Replacement	Use LREBG funds to replace outdated Chromebooks that are no longer compatible with current software and digital platforms. Devices will be distributed to students in grades 3–12 to ensure consistent access to instructional materials, online learning platforms, state testing tools, and literacy/math interventions. LREBG 150,000.00 Chromebook Replacement	\$150,000.00	Yes

Action #	Title	Description	Total Funds	Contributing



# Increased or Improved Services for Foster Youth, English Learners, and Low-Income Students [2025-26]

Total Projected LCFF Supplemental and/or Concentration Grants	Projected Additional 15 percent LCFF Concentration Grant
\$9846509	\$1,258,554

## Required Percentage to Increase or Improve Services for the LCAP Year

Projected Percentage to Increase or Improve Services for the Coming School Year	LCFF Carryover — Percentage	LCFF Carryover — Dollar	Total Percentage to Increase or Improve Services for the Coming School Year
40.332%	0.000%	\$0.00	40.332%

The Budgeted Expenditures for Actions identified as Contributing may be found in the Contributing Actions Table.

## Required Descriptions

### *LEA-wide and Schoolwide Actions*

For each action being provided to an entire LEA or school, provide an explanation of (1) the unique identified need(s) of the unduplicated student group(s) for whom the action is principally directed, (2) how the action is designed to address the identified need(s) and why it is being provided on an LEA or schoolwide basis, and (3) the metric(s) used to measure the effectiveness of the action in improving outcomes for the unduplicated student group(s).

Goal and Action #	Identified Need(s)	How the Action(s) Address Need(s) and Why it is Provided on an LEA-wide or Schoolwide Basis	Metric(s) to Monitor Effectiveness
1.1	<p><b>Action:</b> PLC Time and Collaboration Days</p> <p><b>Need:</b> This action is based primarily upon the needs of our socio-economically disadvantaged students in mathematics and the needs of English Learners on the English Learner Progress Indicator (ELPI).</p>	Teachers will analyze and plan for instruction, with a focus on mathematics, English Language Arts, Next Generation Science Standards and English Language Development. This action will help us to improve Tier I instruction and strategically identify students for Tier 2 and 3 instruction, thereby improving our overall academic program. Please see the action description for further details on this action.	Student achievement will be measured by a growth in mathematics, ELA and ELD, as measured by NWEA Growth Scores, i-Ready Growth Scores, CAASPP Math & ELA, CAST, ELPAC and through an increase in English Learner Reclassification rates.

Goal and Action #	Identified Need(s)	How the Action(s) Address Need(s) and Why it is Provided on an LEA-wide or Schoolwide Basis	Metric(s) to Monitor Effectiveness
	<b>Scope:</b> LEA-wide		
<b>1.2</b>	<p><b>Action:</b> Teacher Recruitment, Development, and Retention</p> <p><b>Need:</b> Educational Partner Feedback identified a need to reduce turn-over of teachers. The needs of our socio-economically disadvantaged students in mathematics and the needs of English Learners on the English Learner Progress Indicator (ELPI).</p> <p><b>Scope:</b> LEA-wide</p>	While this action is based primarily upon the needs of our socioeconomically disadvantaged students and English Learners, it is provided on an LEA-Wide basis as this support helps to reduce turn-over and will lead to increased continuity throughout our educational program. All teachers see all students, regardless of demographics and therefore will be prepared to serve all students. We anticipate that this action will help us to improve Tier I instruction, consequently improving our overall academic program. Please see the action description for further details on this action.	Student achievement will be measured by a growth in mathematics, ELA and ELD, as measured by NWEA Growth Scores, i-Ready Growth Scores, CAASPP Math & ELA, CAST, ELPAC and through an increase in English Learner Reclassification rates.
<b>1.3</b>	<p><b>Action:</b> Improved Instruction</p> <p><b>Need:</b> This action is based primarily upon the needs of our socio-economically disadvantaged students in mathematics and the needs of English Learners on the English Learner Progress Indicator (ELPI). This action also addresses low performance indicators as identified by the 2023 CA School Dashboard for the following student groups and schools: Districtwide: Students with Disabilities (ELA &amp; Math), English Learners (ELPI), Hispanic Students (Math), Socio-Economically Disadvantaged Students (Math), Marks Elementary School (English Learners--ELA &amp;</p>	This action will help us to improve Tier I instruction and strategically identify students for Tier 2 and 3 instruction, thereby improving our overall academic program. Please see the action description for further details on this action.	Student achievement will be measured by a growth in mathematics, ELA and ELD, as measured by NWEA Growth Scores, i-Ready Growth Scores, CAASPP Math & ELA, CAST, ELPAC and through an increase in English Learner Reclassification rates.

Goal and Action #	Identified Need(s)	How the Action(s) Address Need(s) and Why it is Provided on an LEA-wide or Schoolwide Basis	Metric(s) to Monitor Effectiveness
	<p>ELPI), Bryant Middle School (All Students, English Learners, Hispanic Students, Socio-Economically Disadvantaged Students, Students with Disabilities &amp; White Students--Math, Students with Disabilities--ELA), Dos Palos High School (All Students, Hispanic Students, Socio-Economically Disadvantaged Students--Math).</p> <p><b>Scope:</b> LEA-wide</p>		
<b>1.4</b>	<p><b>Action:</b> Tiered Academic Supports--Early Prevention and Intervention.</p> <p><b>Need:</b> This action is based primarily upon the needs of our socio-economically disadvantaged students in mathematics and the needs of English Learners on the English Learner Progress Indicator (ELPI).</p> <p><b>Scope:</b> LEA-wide</p>	<p>This action is provided on an LEA-Wide basis as the services provided through this action strengthen the entire educational program and students of all demographics may encounter a need for Tier 2 or 3 intervention. This action will help us to strategically identify and support students for Tier 2 and 3 instruction. It will support school readiness for our youngest learners. Please see the action description for further details on this action.</p>	<p>Student achievement will be measured by a growth in mathematics, ELA and ELD, as measured by NWEA Growth Scores, i-Ready Growth Scores, CAASPP Math &amp; ELA, CAST, ELPAC and through an increase in English Learner Reclassification rates.</p>
<b>1.5</b>	<p><b>Action:</b> Chromebook Replacement</p> <p><b>Need:</b> This action is based primarily upon the needs of our socio-economically disadvantaged students who tend to have less access to digital resources for learning. Educational partners have cited insufficient access to</p>	<p>Replacing aging Chromebooks enhances daily access to instructional platforms, accelerates ELA/Math interventions, and ensures readiness for online state assessments (CAASPP, ELPAC). It also facilitates family engagement in student learning through portals like ParentVUE or Google Classroom</p>	<p>Student achievement will be measured by a growth in mathematics, ELA and ELD, as measured by NWEA Growth Scores, i-Ready Growth Scores, CAASPP Math &amp; ELA, CAST, ELPAC and through an increase in</p>

Goal and Action #	Identified Need(s)	How the Action(s) Address Need(s) and Why it is Provided on an LEA-wide or Schoolwide Basis	Metric(s) to Monitor Effectiveness
	<p>functioning devices as a key barrier to student participation in digital learning environments and assessments.</p> <p><b>Scope:</b> LEA-wide</p>		English Learner Reclassification rates.
<b>2.1</b>	<p><b>Action:</b> Increased Course Access</p> <p><b>Need:</b> Based on the 2024 California Dashboard: 0% of English Learners completed A-G requirements. 14.3% Completed CTE Pathways.</p> <p><b>Scope:</b> LEA-wide</p>	This action allows us to increase the opportunities provided to students, especially English Learners and students with disabilities, to complete A-G requirements and/or complete a CTE pathway. Please see the action description for further details on this action.	We anticipate this action will result in increased rates of A-G and CTE Pathway completion for all students, but especially for English Learners and Students with Disabilities, thereby resulting in an increase to the rate of students in DPOL identified as "prepared" on the College and Career Indicator.
<b>2.2</b>	<p><b>Action:</b> Robust Guidance Services</p> <p><b>Need:</b> Based on the 2023 California Dashboard: 0% of English Learners completed A-G requirements. 14.3% Completed CTE Pathways.</p> <p><b>Scope:</b> Schoolwide</p>	Additional counselors and a career technician will support students in completing applications for colleges, scholarships, job applications, and FAFSA completion. Counselors will also periodically review and monitor data such as enrollment percentages, pass rates and credit completion for A-G courses, CTE Pathways, as well as individual progress monitoring of students, with a particular focus on progress monitoring English Learners, students with disabilities, and socio-economically disadvantaged students. Please see the action description for further details on this action.	We anticipate this action will result in increased rates of A-G and CTE Pathway completion for all students, but especially for English Learners and Students with Disabilities, thereby resulting in an increase to the rate of students in DPOL identified as "prepared" on the College and Career Indicator.
<b>2.4</b>	<p><b>Action:</b> 9-12 Math Intervention Teacher</p>	A math intervention teacher will provide direct instruction and support for students who are not	MAP RIT scores three times a year. Fall, Winter,

Goal and Action #	Identified Need(s)	How the Action(s) Address Need(s) and Why it is Provided on an LEA-wide or Schoolwide Basis	Metric(s) to Monitor Effectiveness
	<p><b>Need:</b> Based on the 2024 California School Dashboard on average 11th grade students scores showed 124 below standard. This underperformance is limiting students' ability to meet UC/CSU A-G requirements and access post-secondary pathways.</p> <p><b>Scope:</b> Schoolwide</p>	meeting the math subject content standards. Direct support will include targeted instructions through small groups and individually.	Spring. CAASPP Math results for 11th grade students. % of students "Prepared" or "Approaching Prepared" on College/Career Indicator
3.1	<p><b>Action:</b> Transportation</p> <p><b>Need:</b> The DPOL District boundaries cover a wide, mostly rural geographic area, which creates a need to provide transportation to and from school for a majority of our students. We also operate two school sites that are outside of city limits, creating an additional need to transport students to and from school. Without these valuable transportation services, many students would not be able to attend school on a regular basis, as our socioeconomically disadvantaged students often lack a reliable method of transportation to school.</p> <p><b>Scope:</b> LEA-wide</p>	This action provides students with reliable modes of transportation to and from school. Please see the action description for further details on this action. The majority of our students ride the bus and providing transportation services will positively impact all students.	Chronic Absenteeism Measures for all students and student groups
3.2	<p><b>Action:</b> Increased Family and Community Engagement</p>	Improved communication with families, especially families of English Learners. Please see the action description for further details on this action.	Parent connectedness to school Chronic Absenteeism

Goal and Action #	Identified Need(s)	How the Action(s) Address Need(s) and Why it is Provided on an LEA-wide or Schoolwide Basis	Metric(s) to Monitor Effectiveness
	<p><b>Need:</b> With 25.9% of students identified as English Learners, the district demonstrates a need to communicate in the native language of our families.</p> <p><b>Scope:</b> LEA-wide</p>		Average Daily Attendance
3.3	<p><b>Action:</b> Improved MTSS Infrastructure</p> <p><b>Need:</b> This action addresses low performance indicators as identified by the CA School Dashboard for the following student groups and schools: Districtwide Foster Youth (Suspension), Bryant Middle School: English Learners (ELPI) Dos Palos High School: Socio-economically Disadvantaged Students (Suspension and Mathematics)</p> <p><b>Scope:</b> LEA-wide</p>	A database analyst will support staff in implementing quality data entry protocols, accessing reports and monitoring data in order to plan and implement strategic interventions based on students behavioral, academic, social-emotional, mental health or physical health needs. An MTSS Coordinator will help build capacity of staff and coordinate centralized services. Assistant principals coordinate MTSS at the site levels. Although this action is based upon the needs of our unduplicated pupils, we will offer the services on an LEA wide basis, as these services work together to provide a suite of comprehensive services that will enable all students to be more successful. Needs, conditions and circumstances of students and families can change rapidly and through this program, our system is able to support families in any instance.	Suspension Rates for all students and student groups, English Learner Reclassification Rates, ELPI, Mathematics Achievement as measured by CAASPP and Local Benchmarks.
3.4	<p><b>Action:</b> Health and Wellness Supports</p> <p><b>Need:</b> Through a student survey, 50% of students identified illness as a reason for missing school and almost 10% of students identified</p>	Through providing comprehensive mental health and physical health supports, the district intends to directly improve attendance rates for all students at all campuses, while decreasing chronic absenteeism rates. Please see the action description for further details on this action.	ADA, Chronic Absenteeism

Goal and Action #	Identified Need(s)	How the Action(s) Address Need(s) and Why it is Provided on an LEA-wide or Schoolwide Basis	Metric(s) to Monitor Effectiveness
	<p>feelings of sadness or hopelessness as a reason for missing school. Access to adequate to physical and mental healthcare is a barrier in our district due to our location in a mostly rural, agricultural community. Many of our socio-economically disadvantaged students encounter barriers to access healthcare either due to financial reasons and/or lack of transportation. Research indicates that students and families who have access to health education, health care and providers, perform better in school and experience improved outcomes throughout the entirety of their lives.</p> <p><b>Scope:</b> LEA-wide</p>		
<b>3.5</b>	<p><b>Action:</b> Alternatives to Suspension</p> <p><b>Need:</b> This action is primarily based upon the needs of foster youth and socio-economically disadvantaged students and also directly addresses the low performance on the Suspension Indicator according to the 2024 CA School Dashboard for the following groups and schools: Districtwide (Students with Disabilities, American Indian Students and Foster Youth, Bryant Middle School: Students with Disabilities, Dos Palos High School: All students, Hispanic Students, Socio-economically disadvantaged students and students with disabilities, and Westside High</p>	Intervention centers will provide alternatives to suspension. Students will remain on campus. This action is provided on an LEA-Wide basis as it helps to address areas of low performance as required. Please see the action description for further details on this action.	This action will result in decreased suspension rates for all students, all student groups and all campuses.



Goal and Action #	Identified Need(s)	How the Action(s) Address Need(s) and Why it is Provided on an LEA-wide or Schoolwide Basis	Metric(s) to Monitor Effectiveness
	<p>School: All students, Hispanic Students, and Socio-economically disadvantaged students.</p> <p><b>Scope:</b> LEA-wide</p>		
<b>3.6</b>	<p><b>Action:</b> Improve Safety on Campuses</p> <p><b>Need:</b> This action is based upon feedback from our educational partners, especially our low income students and parents, on perceptions of school safety. There is a need to increase the percentage of parents and students who feel safe at school.</p> <p><b>Scope:</b> LEA-wide</p>	<p>School resource officers play an integral role in establishing the physical safety of our campuses. The presence of an SRO helps to deter crime in schools as well as build relationships with the community. While this is based on the feedback from our unduplicated student groups, the district has an interest in increasing perceptions of safety for all.</p>	Perceptions of School Safety
<b>3.7</b>	<p><b>Action:</b> Enriched Learning Experiences and Classroom Support</p> <p><b>Need:</b> Based on our location in a rural agricultural community, our students often lack access to enriched learning experiences outside of school. Furthermore, the cost of travelling to other areas and paying entrance fees is not feasible for most of our low income families. Our educational partners have indicated a need to provide field trips for all students that expose them to a wide variety of learning experiences.</p>	<p>The district will provide one field trip per grade level that supports students to broaden their understanding of cultural, artistic, historical, scientific content or local environmental phenomena. While this action is based on the needs of our low income students, providing rich educational programming gives all students a common experience, allowing them to learn from and with one another, while building community.</p>	Daily Attendance Rates, Chronic Absenteeism, Survey Responses to School Connectedness



Goal and Action #	Identified Need(s)	How the Action(s) Address Need(s) and Why it is Provided on an LEA-wide or Schoolwide Basis	Metric(s) to Monitor Effectiveness
	<b>Scope:</b> LEA-wide		

### **Limited Actions**

For each action being solely provided to one or more unduplicated student group(s), provide an explanation of (1) the unique identified need(s) of the unduplicated student group(s) being served, (2) how the action is designed to address the identified need(s), and (3) how the effectiveness of the action in improving outcomes for the unduplicated student group(s) will be measured.

Goal and Action #	Identified Need(s)	How the Action(s) are Designed to Address Need(s)	Metric(s) to Monitor Effectiveness
<b>2.3</b>	<p><b>Action:</b> Redesign ELD at DPHS</p> <p><b>Need:</b> English Learner CCI--In order to improve the rates of College and Career Readiness at DPHS for our English learners, DPHS is redesigning designated ELD supports through embedding ELD into students' English Language Arts classes. Our rationale for this approach is that our current long term English Learners have had many years of a distinct ELD course, which creates a barrier to completing A-G and/or CTE pathways due to the extra elective. Furthermore, we have no data that indicates the current approach works. Rather, the district desires to provide students with the skills, knowledge and experiences necessary to be successful after high school.</p> <p><b>Scope:</b></p>	Increased Access to A-G and CTE	EL College and Career Indicator

Goal and Action #	Identified Need(s)	How the Action(s) are Designed to Address Need(s)	Metric(s) to Monitor Effectiveness
	Limited to Unduplicated Student Group(s)		

For any limited action contributing to meeting the increased or improved services requirement that is associated with a Planned Percentage of Improved Services in the Contributing Summary Table rather than an expenditure of LCFF funds, describe the methodology that was used to determine the contribution of the action towards the proportional percentage, as applicable.

For action 2.3, the district estimates that the cost of personnel required to provide the additional courses needed to increase access for English Learners would cost the district approximately \$165,000. When that total is divided by the total planned expenditures within the LCAP, it results in an 0.69% improvement in services.

### **Additional Concentration Grant Funding**

A description of the plan for how the additional concentration grant add-on funding identified above will be used to increase the number of staff providing direct services to students at schools that have a high concentration (above 55 percent) of foster youth, English learners, and low-income students, as applicable.

Additional concentration and grant add-on funding is used to increase staff providing direct services to students through the following actions:

- 1.4 provides academic intervention teachers at our elementary sites, intervention teachers at our middle school and paraprofessionals to support small group instruction and intervention.
- 2.1 provides a broad range of elective teachers for students in grades 9-12, as well as library clerks at all comprehensive sites.
- 2.2 provides additional counseling and career guidance staff for students in grades 9-12.
- 3.1 supports additional bus drivers for student transportation.
- 3.3 provides for assistant principals who support students in grades 6-12.
- 3.4 provides mental health counselors, licensed vocational nurses and health techs at all sites.
- 3.5 provides intervention center staff at all sites.

<b>Staff-to-student ratios by type of school and concentration of unduplicated students</b>	Schools with a student concentration of 55 percent or less	Schools with a student concentration of greater than 55 percent
Staff-to-student ratio of classified staff providing direct services to students	N/A	<p>Tk-2 1:24</p> <p>3-5 1:35</p> <p>6-8 1:49</p> <p>9-12 1:39</p>
Staff-to-student ratio of certificated staff providing direct services to students	N/A	<p>Tk-2 1:23</p> <p>3-5 1:27</p> <p>6-8 1:23</p> <p>9-12 1:18</p>

2025-26 Total Expenditures Table

LCAP Year	1. Projected LCFF Base Grant (Input Dollar Amount)	2. Projected LCFF Supplemental and/or Concentration Grants (Input Dollar Amount)	3. Projected Percentage to Increase or Improve Services for the Coming School Year (2 divided by 1)	LCFF Carryover — Percentage (Input Percentage from Prior Year)	Total Percentage to Increase or Improve Services for the Coming School Year (3 + Carryover %)
Totals	24413852	9846509	40.332%	0.000%	40.332%

Totals	LCFF Funds	Other State Funds	Local Funds	Federal Funds	Total Funds	Total Personnel	Total Non-personnel
Totals	\$9,831,509.00	\$906,429.37	\$0.00	\$0.00	\$10,737,938.37	\$9,479,546.37	\$1,258,392.00

Goal #	Action #	Action Title	Student Group(s)	Contributing to Increased or Improved Services?	Scope	Unduplicated Student Group(s)	Location	Time Span	Total Personnel	Total Non-personnel	LCFF Funds	Other State Funds	Local Funds	Federal Funds	Total Funds	Planned Percentage of Improved Services
1	1.1	PLC Time and Collaboration Days	English Learners Low Income	Yes	LEA-wide	English Learners Low Income	All Schools	On-going	\$763,958.37	\$0.00	\$763,958.37				\$763,958.37	
1	1.2	Teacher Recruitment, Development, and Retention	English Learners Foster Youth Low Income	Yes	LEA-wide	English Learners Foster Youth Low Income	All Schools	on-going	\$64,653.46	\$0.00	\$64,653.46				\$64,653.46	
1	1.3	Improved Instruction	English Learners Low Income	Yes	LEA-wide	English Learners Low Income	All Schools	On-going	\$1,029,595.99	\$100,000.00	\$948,467.21	\$181,128.78			\$1,129,595.99	
1	1.4	Tiered Academic Supports--Early Prevention and Intervention.	English Learners Low Income	Yes	LEA-wide	English Learners Low Income	All Schools	On-going	\$1,389,274.68	\$0.00	\$1,209,957.44	\$179,317.24			\$1,389,274.68	
1	1.5	Chromebook Replacement	English Learners Foster Youth Low Income	Yes	LEA-wide	English Learners Foster Youth Low Income	All Schools	on-going	\$0.00	\$150,000.00		\$150,000.00			\$150,000.00	
2	2.1	Increased Course Access	English Learners	Yes	LEA-wide	English Learners	All Schools	On going	\$1,727,160.47	\$0.00	\$1,727,160.47				\$1,727,160.47	
2	2.2	Robust Guidance Services	English Learners Low Income	Yes	School wide	English Learners Low Income	Specific Schools: Dos Palos High School	on going	\$257,494.40	\$0.00	\$257,494.40				\$257,494.40	
2	2.3	Redesign ELD at DPHS	English Learners	Yes	Limited to Unduplicated Student Group(s)	English Learners	Specific Schools: Dos Palos High School 9-12	on going	\$105,970.00	\$0.00	\$0.00	\$105,970.00			\$105,970.00	0.69

Goal #	Action #	Action Title	Student Group(s)	Contributing to Increased or Improved Services?	Scope	Unduplicated Student Group(s)	Location	Time Span	Total Personnel	Total Non-personnel	LCFF Funds	Other State Funds	Local Funds	Federal Funds	Total Funds	Planned Percentage of Improved Services
2	2.4	9-12 Math Intervention Teacher	English Learners Low Income	Yes	School wide	English Learners Low Income			\$172,121.35	\$0.00		\$172,121.35			\$172,121.35	
3	3.1	Transportation	Low Income	Yes	LEA-wide	Low Income	All Schools	On-Going	\$1,086,224.55	\$0.00	\$1,086,224.55				\$1,086,224.55	
3	3.2	Increased Family and Community Engagement	English Learners	Yes	LEA-wide	English Learners	All Schools	On-Going	\$445,834.32	\$225,400.00	\$671,234.32				\$671,234.32	
3	3.3	Improved MTSS Infrastructure	English Learners Foster Youth Low Income	Yes	LEA-wide	English Learners Foster Youth Low Income	All Schools	On-Going	\$663,985.96	\$0.00	\$663,985.96				\$663,985.96	
3	3.4	Health and Wellness Supports	Low Income	Yes	LEA-wide	Low Income	All Schools	On going	\$989,200.82	\$0.00	\$989,200.82				\$989,200.82	
3	3.5	Alternatives to Suspension	Foster Youth Low Income	Yes	LEA-wide	Foster Youth Low Income	All Schools	On-Going	\$784,072.00	\$0.00	\$784,072.00				\$784,072.00	
3	3.6	Improve Safety on Campuses	Low Income	Yes	LEA-wide	Low Income	All Schools	On-Going	\$0.00	\$204,000.00	\$204,000.00				\$204,000.00	
3	3.7	Enriched Learning Experiences and Classroom Support	Low Income	Yes	LEA-wide	Low Income	All Schools	On-Going	\$0.00	\$461,100.00	\$461,100.00				\$461,100.00	
4	4.1	Increase College and Career Readiness at WHS	All	No			Specific Schools: Westside High School	on going	\$0.00	\$117,892.00		\$117,892.00			\$117,892.00	

# 2025-26 Contributing Actions Table

1. Projected LCFF Base Grant	2. Projected LCFF Supplemental and/or Concentration Grants	3. Projected Percentage to Increase or Improve Services for the Coming School Year (2 divided by 1)	LCFF Carryover — Percentage (Percentage from Prior Year)	Total Percentage to Increase or Improve Services for the Coming School Year (3 + Carryover %)	4. Total Planned Contributing Expenditures (LCFF Funds)	5. Total Planned Percentage of Improved Services (%)	Planned Percentage to Increase or Improve Services for the Coming School Year (4 divided by 1, plus 5)	Totals by Type	Total LCFF Funds
24413852	9846509	40.332%	0.000%	40.332%	\$9,831,509.00	0.690%	40.960 %	<b>Total:</b>	\$9,831,509.00
								<b>LEA-wide Total:</b>	\$9,574,014.60
								<b>Limited Total:</b>	\$0.00
								<b>Schoolwide Total:</b>	\$257,494.40

Goal	Action #	Action Title	Contributing to Increased or Improved Services?	Scope	Unduplicated Student Group(s)	Location	Planned Expenditures for Contributing Actions (LCFF Funds)	Planned Percentage of Improved Services (%)
1	1.1	PLC Time and Collaboration Days	Yes	LEA-wide	English Learners Low Income	All Schools	\$763,958.37	
1	1.2	Teacher Recruitment, Development, and Retention	Yes	LEA-wide	English Learners Foster Youth Low Income	All Schools	\$64,653.46	
1	1.3	Improved Instruction	Yes	LEA-wide	English Learners Low Income	All Schools	\$948,467.21	
1	1.4	Tiered Academic Supports--Early Prevention and Intervention.	Yes	LEA-wide	English Learners Low Income	All Schools	\$1,209,957.44	
1	1.5	Chromebook Replacement	Yes	LEA-wide	English Learners Foster Youth Low Income	All Schools		
2	2.1	Increased Course Access	Yes	LEA-wide	English Learners	All Schools	\$1,727,160.47	
2	2.2	Robust Guidance Services	Yes	Schoolwide	English Learners Low Income	Specific Schools: Dos Palos High School	\$257,494.40	
2	2.3	Redesign ELD at DPHS	Yes	Limited to Unduplicated	English Learners	Specific Schools: Dos Palos High	\$0.00	0.69

Goal	Action #	Action Title	Contributing to Increased or Improved Services?	Scope	Unduplicated Student Group(s)	Location	Planned Expenditures for Contributing Actions (LCFF Funds)	Planned Percentage of Improved Services (%)
				Student Group(s)		School 9-12		
2	2.4	9-12 Math Intervention Teacher	Yes	Schoolwide	English Learners Low Income			
3	3.1	Transportation	Yes	LEA-wide	Low Income	All Schools	\$1,086,224.55	
3	3.2	Increased Family and Community Engagement	Yes	LEA-wide	English Learners	All Schools	\$671,234.32	
3	3.3	Improved MTSS Infrastructure	Yes	LEA-wide	English Learners Foster Youth Low Income	All Schools	\$663,985.96	
3	3.4	Health and Wellness Supports	Yes	LEA-wide	Low Income	All Schools	\$989,200.82	
3	3.5	Alternatives to Suspension	Yes	LEA-wide	Foster Youth Low Income	All Schools	\$784,072.00	
3	3.6	Improve Safety on Campuses	Yes	LEA-wide	Low Income	All Schools	\$204,000.00	
3	3.7	Enriched Learning Experiences and Classroom Support	Yes	LEA-wide	Low Income	All Schools	\$461,100.00	

# 2024-25 Annual Update Table

Totals	Last Year's Total Planned Expenditures (Total Funds)	Total Estimated Expenditures (Total Funds)
Totals	\$10,662,423.51	\$10,990,244.56

Last Year's Goal #	Last Year's Action #	Prior Action/Service Title	Contributed to Increased or Improved Services?	Last Year's Planned Expenditures (Total Funds)	Estimated Actual Expenditures (Input Total Funds)
1	1.1	PLC Time and Collaboration Days	Yes	\$1,057,193.59	1058000
1	1.2	Teacher Recruitment, Development, and Retention	Yes	\$66,231.00	66231
1	1.3	Improved Instruction	Yes	\$1,045,586.40	682812.34
1	1.4	Tiered Academic Supports--Early Prevention and Intervention	Yes	1477454.41	1876581.68
2	2.1	Increased Course Access	Yes	\$1,847,480.00	1859453.29
2	2.2	Robust Guidance Services	Yes	\$332,174.00	306791.81
2	2.3	Redesign ELD at DPHS	Yes	\$0.00	\$0.00
3	3.1	Transportation	Yes	\$1,086,224.55	1086224.55
3	3.2	Increased Family and Community Engagement	Yes	680875	1021655.18
3	3.3	Improved MTSS Infrastructure	Yes	\$601,338.56	728687.57
3	3.4	Health and Wellness Supports	Yes	\$1,109,147.00	808489.46



Last Year's Goal #	Last Year's Action #	Prior Action/Service Title	Contributed to Increased or Improved Services?	Last Year's Planned Expenditures (Total Funds)	Estimated Actual Expenditures (Input Total Funds)
3	3.5	Alternatives to Suspension	Yes	\$886,827.00	966275.55
3	3.6	Improve Safety on Campuses	Yes	\$204,000.00	\$201,679.41
3	3.7	Enriched Learning Experiences	Yes	\$150,000.00	209470.72
4	4.1	Increase College and Career Readiness at WHS	No	\$117,892.00	117892

# 2024-25 Contributing Actions Annual Update Table

6. Estimated LCFF Supplemental and/or Concentration Grants (Input Dollar Amount)	4. Total Planned Contributing Expenditures (LCFF Funds)	7. Total Estimated Expenditures for Contributing Actions (LCFF Funds)	Difference Between Planned and Estimated Expenditures for Contributing Actions (Subtract 7 from 4)	5. Total Planned Percentage of Improved Services (%)	8. Total Estimated Percentage of Improved Services (%)	Difference Between Planned and Estimated Percentage of Improved Services (Subtract 5 from 8)
9732917	\$10,261,314.00	\$10,589,135.05	(\$327,821.05)	0.000%	0.000%	0.000%

Last Year's Goal #	Last Year's Action #	Prior Action/Service Title	Contributing to Increased or Improved Services?	Last Year's Planned Expenditures for Contributing Actions (LCFF Funds)	Estimated Actual Expenditures for Contributing Actions (Input LCFF Funds)	Planned Percentage of Improved Services	Estimated Actual Percentage of Improved Services (Input Percentage)
1	1.1	PLC Time and Collaboration Days	Yes	\$1,057,193.59	1058000		
1	1.2	Teacher Recruitment, Development, and Retention	Yes	\$66,231.00	66231		
1	1.3	Improved Instruction	Yes	\$1,045,586.40	682812.34		
1	1.4	Tiered Academic Supports--Early Prevention and Intervention	Yes	\$1,194,236.90	1593364.17		
2	2.1	Increased Course Access	Yes	\$1,847,480.00	1859453.29		
2	2.2	Robust Guidance Services	Yes	\$332,174.00	306791.81		
2	2.3	Redesign ELD at DPHS	Yes	\$0.00	0		
3	3.1	Transportation	Yes	\$1,086,224.55	1086224.55		
3	3.2	Increased Family and Community Engagement	Yes	\$680,875.00	1021655.18		
3	3.3	Improved MTSS Infrastructure	Yes	\$601,338.56	728687.57		
3	3.4	Health and Wellness Supports	Yes	\$1,109,147.00	808489.46		
3	3.5	Alternatives to Suspension	Yes	\$886,827.00	966275.55		
3	3.6	Improve Safety on Campuses	Yes	\$204,000.00	201679.41		

Last Year's Goal #	Last Year's Action #	Prior Action/Service Title	Contributing to Increased or Improved Services?	Last Year's Planned Expenditures for Contributing Actions (LCFF Funds)	Estimated Actual Expenditures for Contributing Actions (Input LCFF Funds)	Planned Percentage of Improved Services	Estimated Actual Percentage of Improved Services (Input Percentage)
3	3.7	Enriched Learning Experiences	Yes	\$150,000.00	209470.72		

# 2024-25 LCFF Carryover Table

9. Estimated Actual LCFF Base Grant (Input Dollar Amount)	6. Estimated Actual LCFF Supplemental and/or Concentration Grants	LCFF Carryover — Percentage (Percentage from Prior Year)	10. Total Percentage to Increase or Improve Services for the Current School Year (6 divided by 9 + Carryover %)	7. Total Estimated Actual Expenditures for Contributing Actions (LCFF Funds)	8. Total Estimated Actual Percentage of Improved Services (%)	11. Estimated Actual Percentage of Increased or Improved Services (7 divided by 9, plus 8)	12. LCFF Carryover — Dollar Amount (Subtract 11 from 10 and multiply by 9)	13. LCFF Carryover — Percentage (12 divided by 9)
24130980	9732917	2.052	42.386%	\$10,589,135.05	0.000%	43.882%	\$0.00	0.000%

# Local Control and Accountability Plan Instructions

[Plan Summary](#)

[Engaging Educational Partners](#)

[Goals and Actions](#)

[Increased or Improved Services for Foster Youth, English Learners, and Low-Income Students](#)

*For additional questions or technical assistance related to the completion of the Local Control and Accountability Plan (LCAP) template, please contact the local county office of education (COE), or the California Department of Education's (CDE's) Local Agency Systems Support Office, by phone at 916-319-0809 or by email at [LCFF@cde.ca.gov](mailto:LCFF@cde.ca.gov).*

## Introduction and Instructions

The Local Control Funding Formula (LCFF) requires local educational agencies (LEAs) to engage their local educational partners in an annual planning process to evaluate their progress within eight state priority areas encompassing all statutory metrics (COEs have 10 state priorities). LEAs document the results of this planning process in the LCAP using the template adopted by the State Board of Education.

The LCAP development process serves three distinct, but related functions:

- **Comprehensive Strategic Planning:** The process of developing and annually updating the LCAP supports comprehensive strategic planning, particularly to address and reduce disparities in opportunities and outcomes between student groups indicated by the California School Dashboard (California Education Code [EC] Section 52064[e][1]). Strategic planning that is comprehensive connects budgetary decisions to teaching and learning performance data. LEAs should continually evaluate the hard choices they make about the use of limited resources to meet student and community needs to ensure opportunities and outcomes are improved for all students.
- **Meaningful Engagement of Educational Partners:** The LCAP development process should result in an LCAP that reflects decisions made through meaningful engagement (EC Section 52064[e][1]). Local educational partners possess valuable perspectives and insights about an LEA's programs and services. Effective strategic planning will incorporate these perspectives and insights in order to identify potential goals and actions to be included in the LCAP.
- **Accountability and Compliance:** The LCAP serves an important accountability function because the nature of some LCAP template sections require LEAs to show that they have complied with various requirements specified in the LCFF statutes and regulations, most notably:
  - Demonstrating that LEAs are increasing or improving services for foster youth, English learners, including long-term English learners, and low-income students in proportion to the amount of additional funding those students generate under LCFF (EC Section 52064[b][4-6]).
  - Establishing goals, supported by actions and related expenditures, that address the statutory priority areas and statutory metrics (EC sections 52064[b][1] and [2]).
    - **NOTE:** As specified in EC Section 62064(b)(1), the LCAP must provide a description of the annual goals, for all pupils and each subgroup of pupils identified pursuant to EC Section 52052, to be achieved for each of the state priorities. Beginning in 2023–24, EC

Section 52052 identifies long-term English learners as a separate and distinct pupil subgroup with a numerical significance at 15 students.

- Annually reviewing and updating the LCAP to reflect progress toward the goals (EC Section 52064[b][7]).
- Ensuring that all increases attributable to supplemental and concentration grant calculations, including concentration grant add-on funding and/or LCFF carryover, are reflected in the LCAP (EC sections 52064[b][6], [8], and [11]).

The LCAP template, like each LEA's final adopted LCAP, is a document, not a process. LEAs must use the template to memorialize the outcome of their LCAP development process, which must: (a) reflect comprehensive strategic planning, particularly to address and reduce disparities in opportunities and outcomes between student groups indicated by the California School Dashboard (Dashboard), (b) through meaningful engagement with educational partners that (c) meets legal requirements, as reflected in the final adopted LCAP. The sections included within the LCAP template do not and cannot reflect the full development process, just as the LCAP template itself is not intended as a tool for engaging educational partners.

If a county superintendent of schools has jurisdiction over a single school district, the county board of education and the governing board of the school district may adopt and file for review and approval a single LCAP consistent with the requirements in EC sections 52060, 52062, 52066, 52068, and 52070. The LCAP must clearly articulate to which entity's budget (school district or county superintendent of schools) all budgeted and actual expenditures are aligned.

The revised LCAP template for the 2024–25, 2025–26, and 2026–27 school years reflects statutory changes made through Senate Bill 114 (Committee on Budget and Fiscal Review), Chapter 48, Statutes of 2023 and Senate Bill 153, Chapter 38, Statutes of 2024.

At its most basic, the adopted LCAP should attempt to distill not just what the LEA is doing for students in transitional kindergarten through grade twelve (TK–12), but also allow educational partners to understand why, and whether those strategies are leading to improved opportunities and outcomes for students. LEAs are strongly encouraged to use language and a level of detail in their adopted LCAPs intended to be meaningful and accessible for the LEA's diverse educational partners and the broader public.

In developing and finalizing the LCAP for adoption, LEAs are encouraged to keep the following overarching frame at the forefront of the strategic planning and educational partner engagement functions:

Given present performance across the state priorities and on indicators in the Dashboard, how is the LEA using its budgetary resources to respond to TK–12 student and community needs, and address any performance gaps, including by meeting its obligation to increase or improve services for foster youth, English learners, and low-income students?

LEAs are encouraged to focus on a set of metrics and actions which, based on research, experience, and input gathered from educational partners, the LEA believes will have the biggest impact on behalf of its TK–12 students.

These instructions address the requirements for each section of the LCAP but may include information about effective practices when developing the LCAP and completing the LCAP document. Additionally, the beginning of each template section includes information emphasizing the purpose that section serves.

# Plan Summary

## ***Purpose***

A well-developed Plan Summary section provides a meaningful context for the LCAP. This section provides information about an LEA's community as well as relevant information about student needs and performance. In order to present a meaningful context for the rest of the LCAP, the content of this section should be clearly and meaningfully related to the content included throughout each subsequent section of the LCAP.

## **Requirements and Instructions**

### **General Information**

A description of the LEA, its schools, and its students in grades transitional kindergarten–12, as applicable to the LEA. LEAs may also provide information about their strategic plan, vision, etc.

Briefly describe the LEA, its schools, and its students in grades TK–12, as applicable to the LEA.

- For example, information about an LEA in terms of geography, enrollment, employment, the number and size of specific schools, recent community challenges, and other such information the LEA may wish to include can enable a reader to more fully understand the LEA's LCAP.
- LEAs may also provide information about their strategic plan, vision, etc.
- As part of this response, identify all schools within the LEA receiving Equity Multiplier funding.

### **Reflections: Annual Performance**

A reflection on annual performance based on a review of the California School Dashboard (Dashboard) and local data.

Reflect on the LEA's annual performance on the Dashboard and local data. This may include both successes and challenges identified by the LEA during the development process.

LEAs are encouraged to highlight how they are addressing the identified needs of student groups, and/or schools within the LCAP as part of this response.

As part of this response, the LEA must identify the following, which will remain unchanged during the three-year LCAP cycle:

- Any school within the LEA that received the lowest performance level on one or more state indicators on the 2023 Dashboard;
- Any student group within the LEA that received the lowest performance level on one or more state indicators on the 2023 Dashboard; and/or
- Any student group within a school within the LEA that received the lowest performance level on one or more state indicators on the 2023 Dashboard.

*EC* Section 52064.4 requires that an LEA that has unexpended Learning Recovery Emergency Block Grant (LREBG) funds must include one or more actions funded with LREBG funds within the 2025-26, 2026-27 and 2027-28 LCAPs, as applicable to the LEA. To implement the requirements of *EC* Section 52064.4, all LEAs must do the following:

- For the 2025–26, 2026–27, and 2027–28 LCAP years, identify whether or not the LEA has unexpended LREBG funds for the applicable LCAP year.
  - If the LEA has unexpended LREBG funds the LEA must provide the following:
    - The goal and action number for each action that will be funded, either in whole or in part, with LREBG funds; and
    - An explanation of the rationale for selecting each action funded with LREBG funds. This explanation must include:
      - An explanation of how the action is aligned with the allowable uses of funds identified in [EC Section 32526\(c\)\(2\)](#); and
      - An explanation of how the action is expected to address the area(s) of need of students and schools identified in the needs assessment required by [EC Section 32526\(d\)](#).
        - For information related to the allowable uses of funds and the required needs assessment, please see the Program Information tab on the [LREBG Program Information](#) web page.
    - Actions may be grouped together for purposes of these explanations.
    - The LEA may provide these explanations as part of the action description rather than as part of the Reflections: Annual Performance.
  - If the LEA does not have unexpended LREBG funds, the LEA is not required to conduct the needs assessment required by *EC* Section 32526(d), to provide the information identified above or to include actions funded with LREBG funds within the 2025-26, 2026-27 and 2027-28 LCAPs.

### **Reflections: Technical Assistance**

As applicable, a summary of the work underway as part of technical assistance.

Annually identify the reason(s) the LEA is eligible for or has requested technical assistance consistent with *EC* sections 47607.3, 52071, 52071.5, 52072, or 52072.5, and provide a summary of the work underway as part of receiving technical assistance. The most common form of this technical assistance is frequently referred to as Differentiated Assistance, however this also includes LEAs that have requested technical assistance from their COE.

- If the LEA is not eligible for or receiving technical assistance, the LEA may respond to this prompt as “Not Applicable.”



**Comprehensive Support and Improvement**

An LEA with a school or schools identified for comprehensive support and improvement (CSI) under the Every Student Succeeds Act must respond to the following prompts:

**Schools Identified**

A list of the schools in the LEA that are eligible for comprehensive support and improvement.

- Identify the schools within the LEA that have been identified for CSI.

**Support for Identified Schools**

A description of how the LEA has or will support its eligible schools in developing comprehensive support and improvement plans.

- Describe how the LEA has or will support the identified schools in developing CSI plans that included a school-level needs assessment, evidence-based interventions, and the identification of any resource inequities to be addressed through the implementation of the CSI plan.

**Monitoring and Evaluating Effectiveness**

A description of how the LEA will monitor and evaluate the plan to support student and school improvement.

- Describe how the LEA will monitor and evaluate the implementation and effectiveness of the CSI plan to support student and school improvement.

**Engaging Educational Partners**

***Purpose***

Significant and purposeful engagement of parents, students, educators, and other educational partners, including those representing the student groups identified by LCFF, is critical to the development of the LCAP and the budget process. Consistent with statute, such engagement should support comprehensive strategic planning, particularly to address and reduce disparities in opportunities and outcomes between student groups indicated by the Dashboard, accountability, and improvement across the state priorities and locally identified priorities (EC Section 52064[e][1]). Engagement of educational partners is an ongoing, annual process.

This section is designed to reflect how the engagement of educational partners influenced the decisions reflected in the adopted LCAP. The goal is to allow educational partners that participated in the LCAP development process and the broader public to understand how the LEA engaged educational partners and the impact of that engagement. LEAs are encouraged to keep this goal in the forefront when completing this section.

**Requirements**

***Requirements***

**School districts and COEs:** [EC Section 52060\(g\)](#) and [EC Section 52066\(g\)](#) specify the educational partners that must be consulted when developing the LCAP:

- Teachers,

- Principals,
- Administrators,
- Other school personnel,
- Local bargaining units of the LEA,
- Parents, and
- Students

A school district or COE receiving Equity Multiplier funds must also consult with educational partners at schools generating Equity Multiplier funds in the development of the LCAP, specifically, in the development of the required focus goal for each applicable school.

Before adopting the LCAP, school districts and COEs must share it with the applicable committees, as identified below under Requirements and Instructions. The superintendent is required by statute to respond in writing to the comments received from these committees. School districts and COEs must also consult with the special education local plan area administrator(s) when developing the LCAP.

**Charter schools:** [EC Section 47606.5\(d\)](#) requires that the following educational partners be consulted with when developing the LCAP:

- Teachers,
- Principals,
- Administrators,
- Other school personnel,
- Parents, and
- Students

A charter school receiving Equity Multiplier funds must also consult with educational partners at the school generating Equity Multiplier funds in the development of the LCAP, specifically, in the development of the required focus goal for the school.

The LCAP should also be shared with, and LEAs should request input from, schoolsite-level advisory groups, as applicable (e.g., schoolsite councils, English Learner Advisory Councils, student advisory groups, etc.), to facilitate alignment between schoolsite and district-level goals. Information and resources that support effective engagement, define student consultation, and provide the requirements for advisory group composition, can be found under Resources on the [CDE's LCAP webpage](#).

Before the governing board/body of an LEA considers the adoption of the LCAP, the LEA must meet the following legal requirements:

- For school districts, see [Education Code Section 52062](#);
  - **Note:** Charter schools using the LCAP as the School Plan for Student Achievement must meet the requirements of *EC* Section 52062(a).
- For COEs, see [Education Code Section 52068](#); and
- For charter schools, see [Education Code Section 47606.5](#).

- **NOTE:** As a reminder, the superintendent of a school district or COE must respond, in writing, to comments received by the applicable committees identified in the *Education Code* sections listed above. This includes the parent advisory committee and may include the English learner parent advisory committee and, as of July 1, 2024, the student advisory committee, as applicable.

## Instructions

Respond to the prompts as follows:

A summary of the process used to engage educational partners in the development of the LCAP.

School districts and county offices of education must, at a minimum, consult with teachers, principals, administrators, other school personnel, local bargaining units, parents, and students in the development of the LCAP.

Charter schools must, at a minimum, consult with teachers, principals, administrators, other school personnel, parents, and students in the development of the LCAP.

An LEA receiving Equity Multiplier funds must also consult with educational partners at schools generating Equity Multiplier funds in the development of the LCAP, specifically, in the development of the required focus goal for each applicable school.

Complete the table as follows:

### Educational Partners

Identify the applicable educational partner(s) or group(s) that were engaged in the development of the LCAP.

### Process for Engagement

Describe the engagement process used by the LEA to involve the identified educational partner(s) in the development of the LCAP. At a minimum, the LEA must describe how it met its obligation to consult with all statutorily required educational partners, as applicable to the type of LEA.

- A sufficient response to this prompt must include general information about the timeline of the process and meetings or other engagement strategies with educational partners. A response may also include information about an LEA's philosophical approach to engaging its educational partners.
- An LEA receiving Equity Multiplier funds must also include a summary of how it consulted with educational partners at schools generating Equity Multiplier funds in the development of the LCAP, specifically, in the development of the required focus goal for each applicable school.

A description of how the adopted LCAP was influenced by the feedback provided by educational partners.

Describe any goals, metrics, actions, or budgeted expenditures in the LCAP that were influenced by or developed in response to the educational partner feedback.

- A sufficient response to this prompt will provide educational partners and the public with clear, specific information about how the engagement process influenced the development of the LCAP. This may include a description of how the LEA prioritized requests of educational partners within the context of the budgetary resources available or otherwise prioritized areas of focus within the LCAP.
- An LEA receiving Equity Multiplier funds must include a description of how the consultation with educational partners at schools generating Equity Multiplier funds influenced the development of the adopted LCAP.
- For the purposes of this prompt, this may also include, but is not necessarily limited to:
  - Inclusion of a goal or decision to pursue a Focus Goal (as described below)
  - Inclusion of metrics other than the statutorily required metrics
  - Determination of the target outcome on one or more metrics
  - Inclusion of performance by one or more student groups in the Measuring and Reporting Results subsection
  - Inclusion of action(s) or a group of actions
  - Elimination of action(s) or group of actions
  - Changes to the level of proposed expenditures for one or more actions
  - Inclusion of action(s) as contributing to increased or improved services for unduplicated students
  - Analysis of effectiveness of the specific actions to achieve the goal
  - Analysis of material differences in expenditures
  - Analysis of changes made to a goal for the ensuing LCAP year based on the annual update process
  - Analysis of challenges or successes in the implementation of actions

## Goals and Actions

### ***Purpose***

Well-developed goals will clearly communicate to educational partners what the LEA plans to accomplish, what the LEA plans to do in order to accomplish the goal, and how the LEA will know when it has accomplished the goal. A goal statement, associated metrics and expected outcomes, and the actions included in the goal must be in alignment. The explanation for why the LEA included a goal is an opportunity for LEAs to clearly communicate to educational partners and the public why, among the various strengths and areas for improvement highlighted by performance data and strategies and actions that could be pursued, the LEA decided to pursue this goal, and the related metrics, expected outcomes, actions, and expenditures.

A well-developed goal can be focused on the performance relative to a metric or metrics for all students, a specific student group(s), narrowing performance gaps, or implementing programs or strategies expected to impact outcomes. LEAs should assess the performance of their student groups when developing goals and the related actions to achieve such goals.

### ***Requirements and Instructions***

LEAs should prioritize the goals, specific actions, and related expenditures included within the LCAP within one or more state priorities. LEAs must consider performance on the state and local indicators, including their locally collected and reported data for the local indicators that are included in the Dashboard, in determining whether and how to prioritize its goals within the LCAP. As previously stated, strategic planning that

is comprehensive connects budgetary decisions to teaching and learning performance data. LEAs should continually evaluate the hard choices they make about the use of limited resources to meet student and community needs to ensure opportunities and outcomes are improved for all students, and to address and reduce disparities in opportunities and outcomes between student groups indicated by the Dashboard.

In order to support prioritization of goals, the LCAP template provides LEAs with the option of developing three different kinds of goals:

- **Focus Goal:** A Focus Goal is relatively more concentrated in scope and may focus on a fewer number of metrics to measure improvement. A Focus Goal statement will be time bound and make clear how the goal is to be measured.
  - All Equity Multiplier goals must be developed as focus goals. For additional information, see Required Focus Goal(s) for LEAs Receiving Equity Multiplier Funding below.
- **Broad Goal:** A Broad Goal is relatively less concentrated in its scope and may focus on improving performance across a wide range of metrics.
- **Maintenance of Progress Goal:** A Maintenance of Progress Goal includes actions that may be ongoing without significant changes and allows an LEA to track performance on any metrics not addressed in the other goals of the LCAP.

**Requirement to Address the LCFF State Priorities**

At a minimum, the LCAP must address all LCFF priorities and associated metrics articulated in *EC* sections 52060(d) and 52066(d), as applicable to the LEA. The [LCFF State Priorities Summary](#) provides a summary of *EC* sections 52060(d) and 52066(d) to aid in the development of the LCAP.

Respond to the following prompts, as applicable:

**Focus Goal(s)**

Description

The description provided for a Focus Goal must be specific, measurable, and time bound.

- An LEA develops a Focus Goal to address areas of need that may require or benefit from a more specific and data intensive approach.
- The Focus Goal can explicitly reference the metric(s) by which achievement of the goal will be measured and the time frame according to which the LEA expects to achieve the goal.

Type of Goal

Identify the type of goal being implemented as a Focus Goal.

State Priorities addressed by this goal.

Identify each of the state priorities that this goal is intended to address.

An explanation of why the LEA has developed this goal.

Explain why the LEA has chosen to prioritize this goal.

- An explanation must be based on Dashboard data or other locally collected data.
- LEAs must describe how the LEA identified this goal for focused attention, including relevant consultation with educational partners.
- LEAs are encouraged to promote transparency and understanding around the decision to pursue a focus goal.

**Required Focus Goal(s) for LEAs Receiving Equity Multiplier Funding**

Description

LEAs receiving Equity Multiplier funding must include one or more focus goals for each school generating Equity Multiplier funding. In addition to addressing the focus goal requirements described above, LEAs must adhere to the following requirements.

Focus goals for Equity Multiplier schoolsites must address the following:

- (A) All student groups that have the lowest performance level on one or more state indicators on the Dashboard, and
- (B) Any underlying issues in the credentialing, subject matter preparation, and retention of the school’s educators, if applicable.
- Focus Goals for each and every Equity Multiplier schoolsite must identify specific metrics for each identified student group, as applicable.
- An LEA may create a single goal for multiple Equity Multiplier schoolsites if those schoolsites have the same student group(s) performing at the lowest performance level on one or more state indicators on the Dashboard or, experience similar issues in the credentialing, subject matter preparation, and retention of the school’s educators.
  - When creating a single goal for multiple Equity Multiplier schoolsites, the goal must identify the student groups and the performance levels on the Dashboard that the Focus Goal is addressing; or,
  - The common issues the schoolsites are experiencing in credentialing, subject matter preparation, and retention of the school’s educators, if applicable.

Type of Goal

Identify the type of goal being implemented as an Equity Multiplier Focus Goal.

State Priorities addressed by this goal.

Identify each of the state priorities that this goal is intended to address.

An explanation of why the LEA has developed this goal.

Explain why the LEA has chosen to prioritize this goal.

- An explanation must be based on Dashboard data or other locally collected data.
- LEAs must describe how the LEA identified this goal for focused attention, including relevant consultation with educational partners.
- LEAs are encouraged to promote transparency and understanding around the decision to pursue a focus goal.
- In addition to this information, the LEA must also identify:
  - The school or schools to which the goal applies

LEAs are encouraged to approach an Equity Multiplier goal from a wholistic standpoint, considering how the goal might maximize student outcomes through the use of LCFF and other funding in addition to Equity Multiplier funds.

- Equity Multiplier funds must be used to supplement, not supplant, funding provided to Equity Multiplier schoolsites for purposes of the LCFF, the Expanded Learning Opportunities Program (ELO-P), the Literacy Coaches and Reading Specialists (LCRS) Grant Program, and/or the California Community Schools Partnership Program (CCSPP).
- This means that Equity Multiplier funds must not be used to replace funding that an Equity Multiplier schoolsite would otherwise receive to implement LEA-wide actions identified in the LCAP or that an Equity Multiplier schoolsite would otherwise receive to implement provisions of the ELO-P, the LCRS, and/or the CCSPP.

**Note:** [EC Section 42238.024\(b\)\(1\)](#) requires that Equity Multiplier funds be used for the provision of evidence-based services and supports for students. Evidence-based services and supports are based on objective evidence that has informed the design of the service or support and/or guides the modification of those services and supports. Evidence-based supports and strategies are most commonly based on educational research and/or metrics of LEA, school, and/or student performance.

**Broad Goal**

Description

Describe what the LEA plans to achieve through the actions included in the goal.

- The description of a broad goal will be clearly aligned with the expected measurable outcomes included for the goal.

- The goal description organizes the actions and expected outcomes in a cohesive and consistent manner.
- A goal description is specific enough to be measurable in either quantitative or qualitative terms. A broad goal is not as specific as a focus goal. While it is specific enough to be measurable, there are many different metrics for measuring progress toward the goal.

#### Type of Goal

Identify the type of goal being implemented as a Broad Goal.

#### State Priorities addressed by this goal.

Identify each of the state priorities that this goal is intended to address.

#### An explanation of why the LEA has developed this goal.

Explain why the LEA developed this goal and how the actions and metrics grouped together will help achieve the goal.

### **Maintenance of Progress Goal**

#### Description

Describe how the LEA intends to maintain the progress made in the LCFF State Priorities not addressed by the other goals in the LCAP.

- Use this type of goal to address the state priorities and applicable metrics not addressed within the other goals in the LCAP.
- The state priorities and metrics to be addressed in this section are those for which the LEA, in consultation with educational partners, has determined to maintain actions and monitor progress while focusing implementation efforts on the actions covered by other goals in the LCAP.

#### Type of Goal

Identify the type of goal being implemented as a Maintenance of Progress Goal.

#### State Priorities addressed by this goal.

Identify each of the state priorities that this goal is intended to address.

#### An explanation of why the LEA has developed this goal.

Explain how the actions will sustain the progress exemplified by the related metrics.

### **Measuring and Reporting Results:**



For each LCAP year, identify the metric(s) that the LEA will use to track progress toward the expected outcomes.

- LEAs must identify metrics for specific student groups, as appropriate, including expected outcomes that address and reduce disparities in outcomes between student groups.
- The metrics may be quantitative or qualitative; but at minimum, an LEA’s LCAP must include goals that are measured using all of the applicable metrics for the related state priorities, in each LCAP year, as applicable to the type of LEA.
- To the extent a state priority does not specify one or more metrics (e.g., implementation of state academic content and performance standards), the LEA must identify a metric to use within the LCAP. For these state priorities, LEAs are encouraged to use metrics based on or reported through the relevant local indicator self-reflection tools within the Dashboard.
- **Required metrics for LEA-wide actions:** For each action identified as 1) contributing towards the requirement to increase or improve services for foster youth, English learners, including long-term English learners, and low-income students and 2) being provided on an LEA-wide basis, the LEA must identify one or more metrics to monitor the effectiveness of the action and its budgeted expenditures.
  - These required metrics may be identified within the action description or the first prompt in the increased or improved services section, however the description must clearly identify the metric(s) being used to monitor the effectiveness of the action and the action(s) that the metric(s) apply to.
- **Required metrics for Equity Multiplier goals:** For each Equity Multiplier goal, the LEA must identify:
  - The specific metrics for each identified student group at each specific schoolsite, as applicable, to measure the progress toward the goal, and/or
  - The specific metrics used to measure progress in meeting the goal related to credentialing, subject matter preparation, or educator retention at each specific schoolsite.
- **Required metrics for actions supported by LREBG funds:** To implement the requirements of *EC* Section 52064.4, LEAs with unexpended LREBG funds must include at least one metric to monitor the impact of each action funded with LREBG funds included in the goal.
  - The metrics being used to monitor the impact of each action funded with LREBG funds are not required to be new metrics; they may be metrics that are already being used to measure progress towards goals and actions included in the LCAP.

Complete the table as follows:

Metric #
<ul style="list-style-type: none"><li>• Enter the metric number.</li></ul>
Metric

- Identify the standard of measure being used to determine progress towards the goal and/or to measure the effectiveness of one or more actions associated with the goal.

## Baseline

- Enter the baseline when completing the LCAP for 2024–25.
  - Use the most recent data associated with the metric available at the time of adoption of the LCAP for the first year of the three-year plan. LEAs may use data as reported on the 2023 Dashboard for the baseline of a metric only if that data represents the most recent available data (e.g., high school graduation rate).
  - Using the most recent data available may involve reviewing data the LEA is preparing for submission to the California Longitudinal Pupil Achievement Data System (CALPADS) or data that the LEA has recently submitted to CALPADS.
  - Indicate the school year to which the baseline data applies.
  - The baseline data must remain unchanged throughout the three-year LCAP.
    - This requirement is not intended to prevent LEAs from revising the baseline data if it is necessary to do so. For example, if an LEA identifies that its data collection practices for a particular metric are leading to inaccurate data and revises its practice to obtain accurate data, it would also be appropriate for the LEA to revise the baseline data to align with the more accurate data process and report its results using the accurate data.
    - If an LEA chooses to revise its baseline data, then, at a minimum, it must clearly identify the change as part of its response to the description of changes prompt in the Goal Analysis for the goal. LEAs are also strongly encouraged to involve their educational partners in the decision of whether or not to revise a baseline and to communicate the proposed change to their educational partners.
  - Note for Charter Schools: Charter schools developing a one- or two-year LCAP may identify a new baseline each year, as applicable.

## Year 1 Outcome

- When completing the LCAP for 2025–26, enter the most recent data available. Indicate the school year to which the data applies.
  - Note for Charter Schools: Charter schools developing a one-year LCAP may provide the Year 1 Outcome when completing the LCAP for both 2025–26 and 2026–27 or may provide the Year 1 Outcome for 2025–26 and provide the Year 2 Outcome for 2026–27.

## Year 2 Outcome

- When completing the LCAP for 2026–27, enter the most recent data available. Indicate the school year to which the data applies.

- Note for Charter Schools: Charter schools developing a one-year LCAP may identify the Year 2 Outcome as not applicable when completing the LCAP for 2026–27 or may provide the Year 2 Outcome for 2026–27.

### Target for Year 3 Outcome

- When completing the first year of the LCAP, enter the target outcome for the relevant metric the LEA expects to achieve by the end of the three-year LCAP cycle.
  - Note for Charter Schools: Charter schools developing a one- or two-year LCAP may identify a Target for Year 1 or Target for Year 2, as applicable.

### Current Difference from Baseline

- When completing the LCAP for 2025–26 and 2026–27, enter the current difference between the baseline and the yearly outcome, as applicable.
  - Note for Charter Schools: Charter schools developing a one- or two-year LCAP will identify the current difference between the baseline and the yearly outcome for Year 1 and/or the current difference between the baseline and the yearly outcome for Year 2, as applicable.

Timeline for school districts and COEs for completing the “**Measuring and Reporting Results**” part of the Goal.

Metric	Baseline	Year 1 Outcome	Year 2 Outcome	Target for Year 3 Outcome	Current Difference from Baseline
Enter information in this box when completing the LCAP for <b>2024–25</b> or when adding a new metric.	Enter information in this box when completing the LCAP for <b>2024–25</b> or when adding a new metric.	Enter information in this box when completing the LCAP for <b>2025–26</b> . Leave blank until then.	Enter information in this box when completing the LCAP for <b>2026–27</b> . Leave blank until then.	Enter information in this box when completing the LCAP for <b>2024–25</b> or when adding a new metric.	Enter information in this box when completing the LCAP for <b>2025–26</b> and <b>2026–27</b> . Leave blank until then.

### Goal Analysis:

Enter the LCAP Year.

Using actual annual measurable outcome data, including data from the Dashboard, analyze whether the planned actions were effective towards achieving the goal. “Effective” means the degree to which the planned actions were successful in producing the target result. Respond to the prompts as instructed.

**Note:** When completing the 2024–25 LCAP, use the 2023–24 Local Control and Accountability Plan Annual Update template to complete the Goal Analysis and identify the Goal Analysis prompts in the 2024–25 LCAP as “Not Applicable.”

A description of overall implementation, including any substantive differences in planned actions and actual implementation of these actions, and any relevant challenges and successes experienced with implementation.

- Describe the overall implementation of the actions to achieve the articulated goal, including relevant challenges and successes experienced with implementation.
  - Include a discussion of relevant challenges and successes experienced with the implementation process.
  - This discussion must include any instance where the LEA did not implement a planned action or implemented a planned action in a manner that differs substantively from how it was described in the adopted LCAP.

An explanation of material differences between Budgeted Expenditures and Estimated Actual Expenditures and/or Planned Percentages of Improved Services and Estimated Actual Percentages of Improved Services.

- Explain material differences between Budgeted Expenditures and Estimated Actual Expenditures and between the Planned Percentages of Improved Services and Estimated Actual Percentages of Improved Services, as applicable. Minor variances in expenditures or percentages do not need to be addressed, and a dollar-for-dollar accounting is not required.

A description of the effectiveness or ineffectiveness of the specific actions to date in making progress toward the goal.

- Describe the effectiveness or ineffectiveness of the specific actions to date in making progress toward the goal. “Effectiveness” means the degree to which the actions were successful in producing the target result and “ineffectiveness” means that the actions did not produce any significant or targeted result.
  - In some cases, not all actions in a goal will be intended to improve performance on all of the metrics associated with the goal.
  - When responding to this prompt, LEAs may assess the effectiveness of a single action or group of actions within the goal in the context of performance on a single metric or group of specific metrics within the goal that are applicable to the action(s). Grouping actions with metrics will allow for more robust analysis of whether the strategy the LEA is using to impact a specified set of metrics is working and increase transparency for educational partners. LEAs are encouraged to use such an approach when goals include multiple actions and metrics that are not closely associated.
  - Beginning with the development of the 2024–25 LCAP, the LEA must change actions that have not proven effective over a three-year period.

A description of any changes made to the planned goal, metrics, target outcomes, or actions for the coming year that resulted from reflections on prior practice.

- Describe any changes made to this goal, expected outcomes, metrics, or actions to achieve this goal as a result of this analysis and analysis of the data provided in the Dashboard or other local data, as applicable.
  - As noted above, beginning with the development of the 2024–25 LCAP, the LEA must change actions that have not proven effective over a three-year period. For actions that have been identified as ineffective, the LEA must identify the ineffective action and must include a description of the following:

- The reasons for the ineffectiveness, and
- How changes to the action will result in a new or strengthened approach.

## Actions:

Complete the table as follows. Add additional rows as necessary.

### Action #

- Enter the action number.

### Title

- Provide a short title for the action. This title will also appear in the action tables.

### Description

- Provide a brief description of the action.
  - For actions that contribute to meeting the increased or improved services requirement, the LEA may include an explanation of how each action is principally directed towards and effective in meeting the LEA's goals for unduplicated students, as described in the instructions for the Increased or Improved Services for Foster Youth, English Learners, and Low-Income Students section.
  - As previously noted, for each action identified as 1) contributing towards the requirement to increase or improve services for foster youth, English learners, including long-term English learners, and low-income students and 2) being provided on an LEA-wide basis, the LEA must identify one or more metrics to monitor the effectiveness of the action and its budgeted expenditures.
  - These required metrics may be identified within the action description or the first prompt in the increased or improved services section; however, the description must clearly identify the metric(s) being used to monitor the effectiveness of the action and the action(s) that the metric(s) apply to.

### Total Funds

- Enter the total amount of expenditures associated with this action. Budgeted expenditures from specific fund sources will be provided in the action tables.

### Contributing

- Indicate whether the action contributes to meeting the increased or improved services requirement as described in the Increased or Improved Services section using a “Y” for Yes or an “N” for No.
  - **Note:** for each such contributing action, the LEA will need to provide additional information in the Increased or Improved Services section to address the requirements in *California Code of Regulations*, Title 5 [5 CCR] Section 15496 in the Increased or Improved Services section of the LCAP.

**Actions for Foster Youth:** School districts, COEs, and charter schools that have a numerically significant foster youth student subgroup are encouraged to include specific actions in the LCAP designed to meet needs specific to foster youth students.

## Required Actions

### For English Learners and Long-Term English Learners

- LEAs with 30 or more English learners and/or 15 or more long-term English learners must include specific actions in the LCAP related to, at a minimum:
  - Language acquisition programs, as defined in *EC* Section 306, provided to students, and
  - Professional development for teachers.
  - If an LEA has both 30 or more English learners and 15 or more long-term English learners, the LEA must include actions for both English learners and long-term English learners.

### For Technical Assistance

- LEAs eligible for technical assistance pursuant to *EC* sections 47607.3, 52071, 52071.5, 52072, or 52072.5, must include specific actions within the LCAP related to its implementation of the work underway as part of technical assistance. The most common form of this technical assistance is frequently referred to as Differentiated Assistance.

### For Lowest Performing Dashboard Indicators

- LEAs that have Red Dashboard indicators for (1) a school within the LEA, (2) a student group within the LEA, and/or (3) a student group within any school within the LEA must include one or more specific actions within the LCAP:
  - The specific action(s) must be directed towards the identified student group(s) and/or school(s) and must address the identified state indicator(s) for which the student group or school received the lowest performance level on the 2023 Dashboard. Each student group and/or school that receives the lowest performance level on the 2023 Dashboard must be addressed by one or more actions.
  - These required actions will be effective for the three-year LCAP cycle.

### For LEAs With Unexpended LREBG Funds

- To implement the requirements of *EC* Section 52064.4, LEAs with unexpended LREBG funds must include one or more actions supported with LREBG funds within the 2025–26, 2026–27, and 2027–28 LCAPs, as applicable to the LEA. Actions funded with LREBG funds must remain in the LCAP until the LEA has expended the remainder of its LREBG funds, after which time the actions may be removed from the LCAP.
  - Prior to identifying the actions included in the LCAP the LEA is required to conduct a needs assessment pursuant to [EC Section 32526\(d\)](#). For information related to the required needs assessment please see the Program Information tab on the [LREBG](#)

[Program Information](#) web page. Additional information about the needs assessment and evidence-based resources for the LREBG may be found on the [California Statewide System of Support LREBG Resources](#) web page. The required LREBG needs assessment may be part of the LEAs regular needs assessment for the LCAP if it meets the requirements of *EC* Section 32526(d).

- School districts receiving technical assistance and COEs providing technical assistance are encouraged to use the technical assistance process to support the school district in conducting the required needs assessment, the selection of actions funded by the LREBG and/or the evaluation of implementation of the actions required as part of the LCAP annual update process.
- As a reminder, LREBG funds must be used to implement one or more of the purposes articulated in [EC Section 32526\(c\)\(2\)](#).
- LEAs with unexpended LREBG funds must include one or more actions supported by LREBG funds within the LCAP. For each action supported by LREBG funding the action description must:
  - Identify the action as an LREBG action;
  - Include an explanation of how research supports the selected action;
  - Identify the metric(s) being used to monitor the impact of the action; and
  - Identify the amount of LREBG funds being used to support the action.

## **Increased or Improved Services for Foster Youth, English Learners, and Low-Income Students**

### ***Purpose***

A well-written Increased or Improved Services section provides educational partners with a comprehensive description, within a single dedicated section, of how an LEA plans to increase or improve services for its unduplicated students as defined in *EC* Section 42238.02 in grades TK–12 as compared to all students in grades TK–12, as applicable, and how LEA-wide or schoolwide actions identified for this purpose meet regulatory requirements. Descriptions provided should include sufficient detail yet be sufficiently succinct to promote a broader understanding of educational partners to facilitate their ability to provide input. An LEA’s description in this section must align with the actions included in the Goals and Actions section as contributing.

Please Note: For the purpose of meeting the Increased or Improved Services requirement and consistent with *EC* Section 42238.02, long-term English learners are included in the English learner student group.

### **Statutory Requirements**

An LEA is required to demonstrate in its LCAP how it is increasing or improving services for its students who are foster youth, English learners, and/or low-income, collectively referred to as unduplicated students, as compared to the services provided to all students in proportion to the increase in funding it receives based on the number and concentration of unduplicated students in the LEA (*EC* Section 42238.07[a][1], *EC*



Section 52064[b][8][B]; 5 CCR Section 15496[a]). This proportionality percentage is also known as the “minimum proportionality percentage” or “MPP.” The manner in which an LEA demonstrates it is meeting its MPP is two-fold: (1) through the expenditure of LCFF funds or through the identification of a Planned Percentage of Improved Services as documented in the Contributing Actions Table, and (2) through the explanations provided in the Increased or Improved Services for Foster Youth, English Learners, and Low-Income Students section.

To improve services means to grow services in quality and to increase services means to grow services in quantity. Services are increased or improved by those actions in the LCAP that are identified in the Goals and Actions section as contributing to the increased or improved services requirement, whether they are provided across the entire LEA (LEA-wide action), provided to an entire school (Schoolwide action), or solely provided to one or more unduplicated student group(s) (Limited action).

Therefore, for *any* action contributing to meet the increased or improved services requirement, the LEA must include an explanation of:

- How the action is increasing or improving services for the unduplicated student group(s) (Identified Needs and Action Design), and
- How the action meets the LEA's goals for its unduplicated pupils in the state and any local priority areas (Measurement of Effectiveness).

**LEA-wide and Schoolwide Actions**

In addition to the above required explanations, LEAs must provide a justification for why an LEA-wide or Schoolwide action is being provided to all students and how the action is intended to improve outcomes for unduplicated student group(s) as compared to all students.

- Conclusory statements that a service will help achieve an expected outcome for the goal, without an explicit connection or further explanation as to how, are not sufficient.
- Further, simply stating that an LEA has a high enrollment percentage of a specific student group or groups does not meet the increased or improved services standard because enrolling students is not the same as serving students.

**For School Districts Only**

Actions provided on an **LEA-wide** basis at **school districts with an unduplicated pupil percentage of less than 55 percent** must also include a description of how the actions are the most effective use of the funds to meet the district's goals for its unduplicated pupils in the state and any local priority areas. The description must provide the basis for this determination, including any alternatives considered, supporting research, experience, or educational theory.

Actions provided on a **Schoolwide** basis for **schools with less than 40 percent enrollment of unduplicated pupils** must also include a description of how these actions are the most effective use of the funds to meet the district's goals for its unduplicated pupils in the state and any local priority areas. The description must provide the basis for this determination, including any alternatives considered, supporting research, experience, or educational theory.

***Requirements and Instructions***

Complete the tables as follows:



- Specify the amount of LCFF supplemental and concentration grant funds the LEA estimates it will receive in the coming year based on the number and concentration of foster youth, English learner, and low-income students. This amount includes the Additional 15 percent LCFF Concentration Grant.

#### Projected Additional 15 percent LCFF Concentration Grant

- Specify the amount of additional LCFF concentration grant add-on funding, as described in *EC* Section 42238.02, that the LEA estimates it will receive in the coming year.

#### Projected Percentage to Increase or Improve Services for the Coming School Year

- Specify the estimated percentage by which services for unduplicated pupils must be increased or improved as compared to the services provided to all students in the LCAP year as calculated pursuant to 5 *CCR* Section 15496(a)(7).

#### LCFF Carryover — Percentage

- Specify the LCFF Carryover — Percentage identified in the LCFF Carryover Table. If a carryover percentage is not identified in the LCFF Carryover Table, specify a percentage of zero (0.00%).

#### LCFF Carryover — Dollar

- Specify the LCFF Carryover — Dollar amount identified in the LCFF Carryover Table. If a carryover amount is not identified in the LCFF Carryover Table, specify an amount of zero (\$0).

#### Total Percentage to Increase or Improve Services for the Coming School Year

- Add the Projected Percentage to Increase or Improve Services for the Coming School Year and the Proportional LCFF Required Carryover Percentage and specify the percentage. This is the LEA's percentage by which services for unduplicated pupils must be increased or improved as compared to the services provided to all students in the LCAP year, as calculated pursuant to 5 *CCR* Section 15496(a)(7).

#### **Required Descriptions:**

#### **LEA-wide and Schoolwide Actions**

For each action being provided to an entire LEA or school, provide an explanation of (1) the unique identified need(s) of the unduplicated student group(s) for whom the action is principally directed, (2) how the action is designed to address the identified need(s) and why it is being provided on an LEA or schoolwide basis, and (3) the metric(s) used to measure the effectiveness of the action in improving outcomes for the unduplicated student group(s).

If the LEA has provided this required description in the Action Descriptions, state as such within the table.

Complete the table as follows:

#### **Identified Need(s)**

Provide an explanation of the unique identified need(s) of the LEA's unduplicated student group(s) for whom the action is principally directed.

An LEA demonstrates how an action is principally directed towards an unduplicated student group(s) when the LEA explains the need(s), condition(s), or circumstance(s) of the unduplicated student group(s) identified through a needs assessment and how the action addresses them. A meaningful needs assessment includes, at a minimum, analysis of applicable student achievement data and educational partner feedback.

**How the Action(s) are Designed to Address Need(s) and Why it is Provided on an LEA-wide or Schoolwide Basis**

Provide an explanation of how the action as designed will address the unique identified need(s) of the LEA’s unduplicated student group(s) for whom the action is principally directed and the rationale for why the action is being provided on an LEA-wide or schoolwide basis.

- As stated above, conclusory statements that a service will help achieve an expected outcome for the goal, without an explicit connection or further explanation as to how, are not sufficient.
- Further, simply stating that an LEA has a high enrollment percentage of a specific student group or groups does not meet the increased or improved services standard because enrolling students is not the same as serving students.

**Metric(s) to Monitor Effectiveness**

Identify the metric(s) being used to measure the progress and effectiveness of the action(s).

**Note for COEs and Charter Schools:** In the case of COEs and charter schools, schoolwide and LEA-wide are considered to be synonymous.

**Limited Actions**

For each action being solely provided to one or more unduplicated student group(s), provide an explanation of (1) the unique identified need(s) of the unduplicated student group(s) being served, (2) how the action is designed to address the identified need(s), and (3) how the effectiveness of the action in improving outcomes for the unduplicated student group(s) will be measured.

If the LEA has provided the required descriptions in the Action Descriptions, state as such.

Complete the table as follows:

**Identified Need(s)**

Provide an explanation of the unique need(s) of the unduplicated student group(s) being served identified through the LEA’s needs assessment. A meaningful needs assessment includes, at a minimum, analysis of applicable student achievement data and educational partner feedback.

**How the Action(s) are Designed to Address Need(s)**

Provide an explanation of how the action is designed to address the unique identified need(s) of the unduplicated student group(s) being served.

## **Metric(s) to Monitor Effectiveness**

Identify the metric(s) being used to measure the progress and effectiveness of the action(s).

For any limited action contributing to meeting the increased or improved services requirement that is associated with a Planned Percentage of Improved Services in the Contributing Summary Table rather than an expenditure of LCFF funds, describe the methodology that was used to determine the contribution of the action towards the proportional percentage, as applicable.

- For each action with an identified Planned Percentage of Improved Services, identify the goal and action number and describe the methodology that was used.
- When identifying a Planned Percentage of Improved Services, the LEA must describe the methodology that it used to determine the contribution of the action towards the proportional percentage. The percentage of improved services for an action corresponds to the amount of LCFF funding that the LEA estimates it would expend to implement the action if it were funded.
- For example, an LEA determines that there is a need to analyze data to ensure that instructional aides and expanded learning providers know what targeted supports to provide to students who are foster youth. The LEA could implement this action by hiring additional staff to collect and analyze data and to coordinate supports for students, which, based on the LEA's current pay scale, the LEA estimates would cost \$165,000. Instead, the LEA chooses to utilize a portion of existing staff time to analyze data relating to students who are foster youth. This analysis will then be shared with site principals who will use the data to coordinate services provided by instructional assistants and expanded learning providers to target support to students. In this example, the LEA would divide the estimated cost of \$165,000 by the amount of LCFF Funding identified in the Total Planned Expenditures Table and then convert the quotient to a percentage. This percentage is the Planned Percentage of Improved Services for the action.

## **Additional Concentration Grant Funding**

A description of the plan for how the additional concentration grant add-on funding identified above will be used to increase the number of staff providing direct services to students at schools that have a high concentration (above 55 percent) of foster youth, English learners, and low-income students, as applicable.

An LEA that receives the additional concentration grant add-on described in *EC* Section 42238.02 is required to demonstrate how it is using these funds to increase the number of staff who provide direct services to students at schools with an enrollment of unduplicated students that is greater than 55 percent as compared to the number of staff who provide direct services to students at schools with an enrollment of unduplicated students that is equal to or less than 55 percent. The staff who provide direct services to students must be certificated staff and/or classified staff employed by the LEA; classified staff includes custodial staff.

Provide the following descriptions, as applicable to the LEA:

- An LEA that does not receive a concentration grant or the concentration grant add-on must indicate that a response to this prompt is not applicable.

- Identify the goal and action numbers of the actions in the LCAP that the LEA is implementing to meet the requirement to increase the number of staff who provide direct services to students at schools with an enrollment of unduplicated students that is greater than 55 percent.
- An LEA that does not have comparison schools from which to describe how it is using the concentration grant add-on funds, such as a single-school LEA or an LEA that only has schools with an enrollment of unduplicated students that is greater than 55 percent, must describe how it is using the funds to increase the number of credentialed staff, classified staff, or both, including custodial staff, who provide direct services to students at selected schools and the criteria used to determine which schools require additional staffing support.
- In the event that an additional concentration grant add-on is not sufficient to increase staff providing direct services to students at a school with an enrollment of unduplicated students that is greater than 55 percent, the LEA must describe how it is using the funds to retain staff providing direct services to students at a school with an enrollment of unduplicated students that is greater than 55 percent.

Complete the table as follows:

- Provide the staff-to-student ratio of classified staff providing direct services to students with a concentration of unduplicated students that is 55 percent or less and the staff-to-student ratio of classified staff providing direct services to students at schools with a concentration of unduplicated students that is greater than 55 percent, as applicable to the LEA.
  - The LEA may group its schools by grade span (Elementary, Middle/Junior High, and High Schools), as applicable to the LEA.
  - The staff-to-student ratio must be based on the number of full-time equivalent (FTE) staff and the number of enrolled students as counted on the first Wednesday in October of each year.
- Provide the staff-to-student ratio of certificated staff providing direct services to students at schools with a concentration of unduplicated students that is 55 percent or less and the staff-to-student ratio of certificated staff providing direct services to students at schools with a concentration of unduplicated students that is greater than 55 percent, as applicable to the LEA.
  - The LEA may group its schools by grade span (Elementary, Middle/Junior High, and High Schools), as applicable to the LEA.
  - The staff-to-student ratio must be based on the number of FTE staff and the number of enrolled students as counted on the first Wednesday in October of each year.

## Action Tables

Complete the Total Planned Expenditures Table for each action in the LCAP. The information entered into this table will automatically populate the other Action Tables. Information is only entered into the Total Planned Expenditures Table, the Annual Update Table, the Contributing Actions Annual Update Table, and the LCFF Carryover Table. The word “input” has been added to column headers to aid in identifying the column(s) where information will be entered. Information is not entered on the remaining Action tables.

The following tables are required to be included as part of the LCAP adopted by the local governing board or governing body:

- Table 1: Total Planned Expenditures Table (for the coming LCAP Year)
- Table 2: Contributing Actions Table (for the coming LCAP Year)
- Table 3: Annual Update Table (for the current LCAP Year)
- Table 4: Contributing Actions Annual Update Table (for the current LCAP Year)
- Table 5: LCFF Carryover Table (for the current LCAP Year)

Note: The coming LCAP Year is the year that is being planned for, while the current LCAP year is the current year of implementation. For example, when developing the 2024–25 LCAP, 2024–25 will be the coming LCAP Year and 2023–24 will be the current LCAP Year.

## ***Total Planned Expenditures Table***

In the Total Planned Expenditures Table, input the following information for each action in the LCAP for that applicable LCAP year:

- **LCAP Year:** Identify the applicable LCAP Year.
- **1. Projected LCFF Base Grant:** Provide the total amount estimated LCFF entitlement for the coming school year, excluding the supplemental and concentration grants and the add-ons for the Targeted Instructional Improvement Block Grant program, the former Home-to-School Transportation program, and the Small School District Transportation program, pursuant to 5 CCR Section 15496(a)(8). Note that the LCFF Base Grant for purposes of the LCAP also includes the Necessary Small Schools and Economic Recovery Target allowances for school districts, and County Operations Grant for COEs.  
  
See EC sections 2574 (for COEs) and 42238.02 (for school districts and charter schools), as applicable, for LCFF entitlement calculations.
- **2. Projected LCFF Supplemental and/or Concentration Grants:** Provide the total amount of LCFF supplemental and concentration grants estimated on the basis of the number and concentration of unduplicated students for the coming school year.
- **3. Projected Percentage to Increase or Improve Services for the Coming School Year:** This percentage will not be entered; it is calculated based on the Projected LCFF Base Grant and the Projected LCFF Supplemental and/or Concentration Grants, pursuant to 5 CCR Section 15496(a)(8). This is the percentage by which services for unduplicated pupils must be increased or improved as compared to the services provided to all students in the coming LCAP year.
- **LCFF Carryover — Percentage:** Specify the LCFF Carryover — Percentage identified in the LCFF Carryover Table from the prior LCAP year. If a carryover percentage is not identified in the LCFF Carryover Table, specify a percentage of zero (0.00%).
- **Total Percentage to Increase or Improve Services for the Coming School Year:** This percentage will not be entered; it is calculated based on the Projected Percentage to Increase or Improve Services for the Coming School Year and the LCFF Carryover —

Percentage. ***This is the percentage by which the LEA must increase or improve services for unduplicated pupils as compared to the services provided to all students in the coming LCAP year.***

- **Goal #:** Enter the LCAP Goal number for the action.
- **Action #:** Enter the action's number as indicated in the LCAP Goal.
- **Action Title:** Provide a title of the action.
- **Student Group(s):** Indicate the student group or groups who will be the primary beneficiary of the action by entering "All," or by entering a specific student group or groups.
- **Contributing to Increased or Improved Services?:** Type "Yes" if the action **is** included as contributing to meeting the increased or improved services requirement; OR, type "No" if the action is **not** included as contributing to meeting the increased or improved services requirement.
- If "Yes" is entered into the Contributing column, then complete the following columns:
  - **Scope:** The scope of an action may be LEA-wide (i.e., districtwide, countywide, or charterwide), schoolwide, or limited. An action that is LEA-wide in scope upgrades the entire educational program of the LEA. An action that is schoolwide in scope upgrades the entire educational program of a single school. An action that is limited in its scope is an action that serves only one or more unduplicated student groups.
  - **Unduplicated Student Group(s):** Regardless of scope, contributing actions serve one or more unduplicated student groups. Indicate one or more unduplicated student groups for whom services are being increased or improved as compared to what all students receive.
  - **Location:** Identify the location where the action will be provided. If the action is provided to all schools within the LEA, the LEA must indicate "All Schools." If the action is provided to specific schools within the LEA or specific grade spans only, the LEA must enter "Specific Schools" or "Specific Grade Spans." Identify the individual school or a subset of schools or grade spans (e.g., all high schools or grades transitional kindergarten through grade five), as appropriate.
- **Time Span:** Enter "ongoing" if the action will be implemented for an indeterminate period of time. Otherwise, indicate the span of time for which the action will be implemented. For example, an LEA might enter "1 Year," or "2 Years," or "6 Months."
- **Total Personnel:** Enter the total amount of personnel expenditures utilized to implement this action.
- **Total Non-Personnel:** This amount will be automatically calculated based on information provided in the Total Personnel column and the Total Funds column.

- **LCFF Funds:** Enter the total amount of LCFF funds utilized to implement this action, if any. LCFF funds include all funds that make up an LEA's total LCFF target (i.e., base grant, grade span adjustment, supplemental grant, concentration grant, Targeted Instructional Improvement Block Grant, and Home-To-School Transportation).
  - **Note:** For an action to contribute towards meeting the increased or improved services requirement, it must include some measure of LCFF funding. The action may also include funding from other sources, however the extent to which an action contributes to meeting the increased or improved services requirement is based on the LCFF funding being used to implement the action.
- **Other State Funds:** Enter the total amount of Other State Funds utilized to implement this action, if any.
  - **Note:** Equity Multiplier funds must be included in the "Other State Funds" category, not in the "LCFF Funds" category. As a reminder, Equity Multiplier funds must be used to supplement, not supplant, funding provided to Equity Multiplier schoolsites for purposes of the LCFF, the ELO-P, the LCRS, and/or the CCSPP. This means that Equity Multiplier funds must not be used to replace funding that an Equity Multiplier schoolsite would otherwise receive to implement LEA-wide actions identified in the LEA's LCAP or that an Equity Multiplier schoolsite would otherwise receive to implement provisions of the ELO-P, the LCRS, and/or the CCSPP.
- **Local Funds:** Enter the total amount of Local Funds utilized to implement this action, if any.
- **Federal Funds:** Enter the total amount of Federal Funds utilized to implement this action, if any.
- **Total Funds:** This amount is automatically calculated based on amounts entered in the previous four columns.
- **Planned Percentage of Improved Services:** For any action identified as contributing, being provided on a Limited basis to unduplicated students, and that does not have funding associated with the action, enter the planned quality improvement anticipated for the action as a percentage rounded to the nearest hundredth (0.00%). A limited action is an action that only serves foster youth, English learners, and/or low-income students.
  - As noted in the instructions for the Increased or Improved Services section, when identifying a Planned Percentage of Improved Services, the LEA must describe the methodology that it used to determine the contribution of the action towards the proportional percentage. The percentage of improved services for an action corresponds to the amount of LCFF funding that the LEA estimates it would expend to implement the action if it were funded.

For example, an LEA determines that there is a need to analyze data to ensure that instructional aides and expanded learning providers know what targeted supports to provide to students who are foster youth. The LEA could implement this action by hiring additional staff to collect and analyze data and to coordinate supports for students, which, based on the LEA's current pay scale, the LEA estimates would cost \$165,000. Instead, the LEA chooses to utilize a portion of existing staff time to analyze data relating to students who are foster youth. This analysis will then be shared with site principals who will use the data to coordinate services provided by instructional assistants and expanded learning providers to target support to students. In this example, the LEA would divide the estimated cost of \$165,000 by the amount of LCFF Funding identified in the Data Entry Table and then convert the quotient to a percentage. This percentage is the Planned Percentage of Improved Services for the action.

## Contributing Actions Table

As noted above, information will not be entered in the Contributing Actions Table; however, the ‘Contributing to Increased or Improved Services?’ column will need to be checked to ensure that only actions with a “Yes” are displaying. If actions with a “No” are displayed or if actions that are contributing are not displaying in the column, use the drop-down menu in the column header to filter only the “Yes” responses.

## Annual Update Table

In the Annual Update Table, provide the following information for each action in the LCAP for the relevant LCAP year:

- **Estimated Actual Expenditures:** Enter the total estimated actual expenditures to implement this action, if any.

## Contributing Actions Annual Update Table

In the Contributing Actions Annual Update Table, check the ‘Contributing to Increased or Improved Services?’ column to ensure that only actions with a “Yes” are displaying. If actions with a “No” are displayed or if actions that are contributing are not displaying in the column, use the drop-down menu in the column header to filter only the “Yes” responses. Provide the following information for each contributing action in the LCAP for the relevant LCAP year:

- **6. Estimated Actual LCFF Supplemental and/or Concentration Grants:** Provide the total amount of LCFF supplemental and concentration grants estimated based on the number and concentration of unduplicated students in the current school year.
- **Estimated Actual Expenditures for Contributing Actions:** Enter the total estimated actual expenditure of LCFF funds used to implement this action, if any.
- **Estimated Actual Percentage of Improved Services:** For any action identified as contributing, being provided on a Limited basis only to unduplicated students, and that does not have funding associated with the action, enter the total estimated actual quality improvement anticipated for the action as a percentage rounded to the nearest hundredth (0.00%).
  - Building on the example provided above for calculating the Planned Percentage of Improved Services, the LEA in the example implements the action. As part of the annual update process, the LEA reviews implementation and student outcome data and determines that the action was implemented with fidelity and that outcomes for foster youth students improved. The LEA reviews the original estimated cost for the action and determines that had it hired additional staff to collect and analyze data and to coordinate supports for students that estimated actual cost would have been \$169,500 due to a cost of living adjustment. The LEA would divide the estimated actual cost of \$169,500 by the amount of LCFF Funding identified in the Data Entry Table and then convert the quotient to a percentage. This percentage is the Estimated Actual Percentage of Improved Services for the action.

## LCFF Carryover Table

- **9. Estimated Actual LCFF Base Grant:** Provide the total amount of estimated LCFF Target Entitlement for the current school year, excluding the supplemental and concentration grants and the add-ons for the Targeted Instructional Improvement Block Grant program,



the former Home-to-School Transportation program, and the Small School District Transportation program, pursuant to 5 CCR Section 15496(a)(8). Note that the LCFF Base Grant for purposes of the LCAP also includes the Necessary Small Schools and Economic Recovery Target allowances for school districts, and County Operations Grant for COEs. See EC sections 2574 (for COEs) and 42238.02 (for school districts and charter schools), as applicable, for LCFF entitlement calculations.

- **10. Total Percentage to Increase or Improve Services for the Current School Year:** This percentage will not be entered. The percentage is calculated based on the amounts of the Estimated Actual LCFF Base Grant (9) and the Estimated Actual LCFF Supplemental and/or Concentration Grants (6), pursuant to 5 CCR Section 15496(a)(8), plus the LCFF Carryover – Percentage from the prior year. This is the percentage by which services for unduplicated pupils must be increased or improved as compared to the services provided to all students in the current LCAP year.

***Calculations in the Action Tables***

To reduce the duplication of effort of LEAs, the Action Tables include functionality such as pre-population of fields and cells based on the information provided in the Data Entry Table, the Annual Update Summary Table, and the Contributing Actions Table. For transparency, the functionality and calculations used are provided below.

**Contributing Actions Table**

- **4. Total Planned Contributing Expenditures (LCFF Funds)**
  - This amount is the total of the Planned Expenditures for Contributing Actions (LCFF Funds) column.
- **5. Total Planned Percentage of Improved Services**
  - This percentage is the total of the Planned Percentage of Improved Services column.
- **Planned Percentage to Increase or Improve Services for the coming school year (4 divided by 1, plus 5)**
  - This percentage is calculated by dividing the Total Planned Contributing Expenditures (4) by the Projected LCFF Base Grant (1), converting the quotient to a percentage, and adding it to the Total Planned Percentage of Improved Services (5).

**Contributing Actions Annual Update Table**

Pursuant to EC Section 42238.07(c)(2), if the Total Planned Contributing Expenditures (4) is less than the Estimated Actual LCFF Supplemental and Concentration Grants (6), the LEA is required to calculate the difference between the Total Planned Percentage of Improved Services (5) and the Total Estimated Actual Percentage of Improved Services (7). If the Total Planned Contributing Expenditures (4) is equal to or greater than the Estimated Actual LCFF Supplemental and Concentration Grants (6), the Difference Between Planned and Estimated Actual Percentage of Improved Services will display “Not Required.”

- **6. Estimated Actual LCFF Supplemental and Concentration Grants**

- This is the total amount of LCFF supplemental and concentration grants the LEA estimates it will actually receive based on the number and concentration of unduplicated students in the current school year.
- **4. Total Planned Contributing Expenditures (LCFF Funds)**
  - This amount is the total of the Last Year's Planned Expenditures for Contributing Actions (LCFF Funds).
- **7. Total Estimated Actual Expenditures for Contributing Actions**
  - This amount is the total of the Estimated Actual Expenditures for Contributing Actions (LCFF Funds).
- **Difference Between Planned and Estimated Actual Expenditures for Contributing Actions (Subtract 7 from 4)**
  - This amount is the Total Estimated Actual Expenditures for Contributing Actions (7) subtracted from the Total Planned Contributing Expenditures (4).
- **5. Total Planned Percentage of Improved Services (%)**
  - This amount is the total of the Planned Percentage of Improved Services column.
- **8. Total Estimated Actual Percentage of Improved Services (%)**
  - This amount is the total of the Estimated Actual Percentage of Improved Services column.
- **Difference Between Planned and Estimated Actual Percentage of Improved Services (Subtract 5 from 8)**
  - This amount is the Total Planned Percentage of Improved Services (5) subtracted from the Total Estimated Actual Percentage of Improved Services (8).

## **LCFF Carryover Table**

- **10. Total Percentage to Increase or Improve Services for the Current School Year (6 divided by 9 plus Carryover %)**
  - This percentage is the Estimated Actual LCFF Supplemental and/or Concentration Grants (6) divided by the Estimated Actual LCFF Base Grant (9) plus the LCFF Carryover – Percentage from the prior year.
- **11. Estimated Actual Percentage of Increased or Improved Services (7 divided by 9, plus 8)**
  - This percentage is the Total Estimated Actual Expenditures for Contributing Actions (7) divided by the LCFF Funding (9), then converting the quotient to a percentage and adding the Total Estimated Actual Percentage of Improved Services (8).
- **12. LCFF Carryover — Dollar Amount LCFF Carryover (Subtract 11 from 10 and multiply by 9)**

- If the Estimated Actual Percentage of Increased or Improved Services (11) is less than the Estimated Actual Percentage to Increase or Improve Services (10), the LEA is required to carry over LCFF funds.

The amount of LCFF funds is calculated by subtracting the Estimated Actual Percentage to Increase or Improve Services (11) from the Estimated Actual Percentage of Increased or Improved Services (10) and then multiplying by the Estimated Actual LCFF Base Grant (9). This amount is the amount of LCFF funds that is required to be carried over to the coming year.

- **13. LCFF Carryover — Percentage (12 divided by 9)**

- This percentage is the unmet portion of the Percentage to Increase or Improve Services that the LEA must carry over into the coming LCAP year. The percentage is calculated by dividing the LCFF Carryover (12) by the LCFF Funding (9).

California Department of Education  
November 2024